


**Van Zandt County**  
**Monthly Financial & Investment Report**  
**Month Ending January 31, 2019**

TO BE RECORDED IN THE February 20, 2019 MINUTES

OF THE COMMISSIONERS' COURT

BY VAN ZANDT COUNTY CLERK.

SUBMITTED THIS THE 14<sup>TH</sup> DAY OF February 2019


  
\_\_\_\_\_  
Kenny Edwards, Treasurer

The Van Zandt County Commissioners' Court, having reviewed the Treasurer's Report as presented, having taken reasonable steps to ensure its accuracy, and based upon presentations of the Treasurer's Office, does hereby approve the Report, subject to the independent auditor's review and does further order that it be filed with the official minutes of this meeting. {LGC 114.026(c)}

In addition, the below signatures affirm that the Treasurers' Report complies with statutes as referenced. {LGC 114.026(d)}S

  
\_\_\_\_\_

Don Kirkpatrick, Van Zandt County Judge

  
\_\_\_\_\_

Brandon Brown

Commissioner Precinct #1

  
\_\_\_\_\_

Keith Pearson

Commissioner Precinct #3

  
\_\_\_\_\_

Virgil Melton, Jr.

Commissioner Precinct #2

  
\_\_\_\_\_

Tim West

Commissioner Precinct #4

DATE 02/19/2019 TIME 09:26

COMBINED STATEMENT OF CASH POSITION FOR JANUARY

FUND NAME	CHECKING ACCOUNT	CHECKING AMOUNT	TDOA ACCOUNT	TDOA AMOUNT	FUND TOTAL
2019 010 GENERAL FUND	FIN CLEAR AMERICAN CITY JURY	502,486.63	TDOA MBIA	3,601,904.11 1,303.68	4,109,037.42
2019 012 RESERVE FUNDS	FIN CLEAR	3,343.00	TDOA MBIA		
2019 015 SHERIFF CHAPTER 59 FORFEITURE AMERICAN	FIN CLEAR	727.11	TDOA MBIA	14,979.99	15,707.10
2019 016 DA FORFEITURE FUND	FIN CLEAR		TDOA MBIA		
	ESFCROW #1	3,099.98			
	ESFCROW #2	1,818.56			
	ESFCROW #3	1,169.71			
	ESFCROW #4	302.01			
	ESFCROW #5	802.32			
	ESFCROW #6	556.17			
	ESFCROW #7	2,469.16			
	ESFCROW #8				
	ESFCROW #9	1,018.45			
	ESFCROW #10				
	ESFCROW #11	2,815.52			
	ESFCROW #12	11,517.39			
	ESFCROW #13				
	ESFCROW #14				
	ESFCROW #15				
	ESFCROW #16				
	ESFCROW #17				
	ESFCROW #18				
	ESFCROW #19	1,534.30			
	ESFCROW #20	3,507.32			
	ESFCROW #21				
	ESFCROW #22	2,303.58			
	ESFCROW #23				
	ESFCROW #24	12,375.37			
	ESFCROW #25	527.41			
	ESFCROW #26				
	ESFCROW #27	2,921.00			
	ESFCROW #28	2,708.84			
	ESFCROW #29	941.10			
	ESFCROW #30	536.71			
	ESFCROW #31	328.18			
	ESFCROW #32	2,101.46			
	ESFCROW #33				
	ESFCROW #34	202.38			
	ESFCROW #35				
	ESFCROW #36	3,124.97			
	ESFCROW #37				
	ESFCROW #38				
	ESFCROW #39	1,477.56			
	ESFCROW #40				
	ESFCROW #41	1,424.86			
	ESFCROW #42				
	ESFCROW #43				
	ESFCROW #44				
	ESFCROW #45				

DATE 02/19/2019 TIME 09:26

COMBINED STATEMENT OF CASH POSITION FOR JANUARY

FUND NAME	CHECKING ACCOUNT	CHECKING AMOUNT	TDOA ACCOUNT	TDOA AMOUNT	FUND TOTAL
2019 017 BUILDING SECURITY FUND	ESGROW #46				
	ESGROW #47				
	ESGROW #48				
	ESGROW #49				
	ESGROW #50				
	ESGROW #51				
	ESGROW #52				
	ESGROW #53				
	ESGROW #54				
	ESGROW #55				
	ESGROW #56				
	ESGROW #57				
	ESGROW #58				
	ESGROW #59				
	ESGROW #60				
ESGROW #61					
ESGROW #62					
ESGROW #63					
ESGROW #64					
ESGROW #65					
ESGROW #66					
ESGROW #67					
ESGROW #68					
ESGROW #69					
ESGROW #70					
ESGROW #71					
ESGROW #72					
ESGROW #73					
ESGROW #74					
ESGROW #75					
ESGROW #76					
ESGROW #77					
ESGROW #78					
ESGROW #79					
ESGROW #80					
ESGROW #81					
ESGROW #82					
ESGROW #83					
ESGROW #84					
ESGROW #85					
ESGROW #86					
ESGROW #87					
ESGROW #88					
	FIN CLEAR		TDOA		
		12,211.91	MEIA		12,211.91
2019 018 JUSTICE COURT BLDG SECURITY FUND	FIN CLEAR		TDOA		
		3,005.45		9,182.78	12,188.23
2019 019 DA FORFEITURE FUND	ESGROW #13				
	ESGROW #14				
	ESGROW #15				
	ESGROW #16				
	ESGROW #45				
	FIN CLEAR		TDOA		
		212,781.84		400,904.06	13,262.78

COMBINED STATEMENT OF CASH POSITION FOR JANUARY

FUND NAME	CHECKING ACCOUNT	CHECKING AMOUNT	TDOA ACCOUNT	TDOA AMOUNT	FUND TOTAL
2019 022 ROAD & BRIDGE - PCT. 2	FIN CLEAR	194,633.75	TDOA MBIA	765,871.57	1,273,766.30
2019 023 ROAD & BRIDGE - PCT. 3	FIN CLEAR	145,866.96	TDOA MBIA	881,553.96	1,027,421.57
2019 024 ROAD & BRIDGE - PCT. 4	FIN CLEAR	208,487.51	TDOA MBIA	676,030.30	884,873.70
2019 026 ROAD & BRIDGE - GEN	FIN CLEAR	7,370.18	TDOA MBIA	355.89	8,364.31
2019 031 COUNTY ROAD FUND - PCT. 1	FIN CLEAR		TDOA MBIA	994.13	
2019 032 COUNTY ROAD FUND - PCT. 2	FIN CLEAR		TDOA MBIA		
2019 033 COUNTY ROAD FUND - PCT. 3	FIN CLEAR		TDOA MBIA		
2019 034 COUNTY ROAD FUND - PCT. 4	FIN CLEAR		TDOA MBIA		
2019 035 VICTIM COORDINATOR GRANT	FIN CLEAR	14,522.47-	TDOA MBIA		14,522.47-
2019 036 DA FORFEITURE FUND II	FIN CLEAR	2,348.78	TDOA MBIA	18,055.72	20,404.50
2019 037 CONSTABLE PCT #4 SEIZURE	FIN CLEAR	760.89	TDOA MBIA	5,739.56	6,500.45
2019 040 COUNTY LAW LIBRARY FUND	FIN CLEAR	9,691.77	TDOA MBIA	49,287.53	58,979.30
2019 042 COUNTY FREE LIBRARY	FIN CLEAR	31,593.33	TDOA MBIA		31,593.33
2019 043 COMMUNITY LIBRARY CONTRIBUTION CLEAR			TDOA MBIA		
2019 047 DIGITIZE RECORDS	FIN CLEAR	6,168.80	TDOA MBIA	71,029.95	77,198.75
2019 048 SUPPLEMENTAL GUARDIANSHIP	FIN CLEAR	3,037.22	TDOA	28,719.32	31,756.54
2019 049 COUNTY CHILD ABUSE PREVENTION CLEAR	FIN CLEAR	1,610.99	TDOA	6,122.48	7,733.47
2019 050 COURT RELATED PROGRAMS	FIN CLEAR		TDOA MBIA	59.04	59.04
2019 052 COUNTY & DISTRICT TECH FUND FIN CLEAR		1,296.25	TDOA MBIA	3,591.52	4,887.77

COMBINED STATEMENT OF CASH POSITION FOR JANUARY

FUND NAME	CHECKING ACCOUNT	CHECKING AMOUNT	TDOA ACCOUNT	TDOA AMOUNT	FUND TOTAL
2019 053 CAPITALCREDITSECONOMTCDEVELOP	FIN CLEAR	3,056.59	TDOA	240,590.08	243,646.67
2019 054 DISTRICT CLERK TECHNOLOGY FUP	FIN CLEAR	4,935.11	TDOA	13,628.73	18,563.84
2019 055 CHAPTER 19	FIN CLEAR	15.96	TDOA MBIA		15.96
2019 056 COUNTY RECORDS FUND	FIN CLEAR	1,891.51	TDOA MBIA	123,492.90	125,384.41
2019 057 COUNTY CLERK RECORDS FUND	FIN CLEAR	8,251.56	TDOA MBIA	128,377.60	136,629.16
2019 058 DISTRICT CLERK RECORDS FUND	FIN CLEAR	1,383.06	TDOA	5,793.83	7,176.89
2019 059 COUNTY CLERK ARCHIVE	FIN CLEAR	11,800.66	TDOA	247,276.72	259,077.38
2019 064 CAPITAL PROJECT ROADS PCT NO	FIN CLEAR		TDOA MBIA		
2019 070 PERMANENT IMPROVEMENT FUND	FIN CLEAR		TDOA MBIA		
2019 075 RIGHT-OF-WAY FUND	FIN CLEAR		TDOA MBIA		
2019 084 TAX ANTICIPATION NOTES	FIN CLEAR		TDOA MBIA		
2019 085 DEBT SERVICE FUND	DEBT CL	402,934.13	TDOA MBIA	7,826.62	565,581.40
2019 087 VZC INDIGENT HEALTH PROGRAM	FIN CLEAR	37,812.97	TDOA MBIA	165,000.00	202,812.97
2019 088 SOIL CONSERVATION DIST FUND	FIN CLEAR	742.01	TDOA MBIA	8,033.69	8,775.70
2019 090 APPELLATE JUSTICE SYSTEM FUN	FIN CLEAR	420.35	TDOA MBIA		420.35
2019 095 PAYROLL CLEARING ACCOUNT.	PAYCLEAR	194,039.82	MBIA		194,039.82
2019 096 GEN FIXED ASSETS ACCOUNT GRP			MBIA		
2019 097 LONG TERM DEBT GROUP			MBIA		
2019 131 VAN ZANDT COUNTY JAIL	FIN CLEAR	49,980.16	TDOA MBIA	270,000.00	319,980.16
2019 132 VAN ZANDT COUNTY SHERIFF DEPT	FIN CLEAR	50,639.10	TDOA MBIA		50,639.10
2019 135 CAPITAL MURDER	FIN CLEAR		TDOA		
2019 136 HOWELAND SECURITY GRANT	FIN CLEAR				

DATE 02/19/2019 TIME 09:26

COMBINED STATEMENT OF CASH POSITION FOR JANUARY

FUND NAME	CHECKING ACCOUNT	CHECKING AMOUNT	TDOA ACCOUNT	TDOA AMOUNT	FUND TOTAL
2019 139 HOMELAND SECURITY GRANT P25	FIN CLEAR		TDOA MBIA		
2019 141 BULLET PROOF VEST GRANT	FIN CLEAR		TDOA MBIA		
2019 145 SOLID WASTE GRANT	FIN CLEAR	203.03	TDOA		203.03
2019 261 CAPITAL PROJECT ROADS PCT NOFIN CLEAR			TDOA		
2019 262 CAPITAL PROJECT ROADS PCT NOFIN CLEAR			TDOA		
2019 264 CAPITAL PROJECT PCT 4	FIN CLEAR		TDOA		
2019 400 FRUITVALE 2011 TXCDBG	710056WALTER				
2019 401 BENNHELEPERWSC	71348911131115				
2019 402 LITTLEHOPEMOOREWSC	7130260813				
2019 540 PRETRIAL SUPERVISION	FIN CLEAR	1,487.06	TDOA	138,742.67	140,229.73
2019 541 COMMUNITY SUP & CORRECTIONS	FIN CLEAR	1,107.59-	TDOA MBIA	392,016.03	390,908.44
2019 542 ADULT PROBATION CIVIL	FIN CLEAR	1,582.09	TDOA MBIA	49,896.02	353,989.68
2019 543 HIGH RISK SUBSTANCE ABUSE -CFIN CLEAR		1,438.53	TDOA MBIA		1,438.53
2019 544 HIGH RISK SEX OFFENDER -CCP FIN CLEAR		7,713.80	TDOA		7,713.80
2019 545 GRANT C COMMITT REDUCTION PROFIN CLEAR		6,937.69			6,937.69
2019 546 JUVENILE PROBATION FUND	FIN CLEAR	89,761.68-	TDOA MBIA		89,761.68-
2019 547 VZCJPD STATE AID GRANT	FIN CLEAR	5,630.21	TDOA MBIA		5,630.21
2019 548 VZCJPD PROGRESSIVE SANCTIONSFIN CLEAR			TDOA MBIA		
2019 549 VZCJPD - GRANT N	FIN CLEAR	39,438.01	TDOA MBIA		39,438.01
2019 550 D A SUPPLEMENTAL FUND	FIN CLEAR	6,119.99	TDOA MBIA	2,658.19	8,778.18
2019 551 VOICES - JUV CJD GRANT	FIN CLEAR	12,586.70-	TDOA		12,586.70-
2019 552 ETCOG RESIDENTIAL	FIN CLEAR	811.00-			811.00-
2019 554 GRANT I SECURE FELONY REIMB FIN CLEAR			TDOA		

DATE 02/19/2019 TIME 09:26

COMBINED STATEMENT OF CASH POSITION FOR JANUARY

FUND NAME	CHECKING ACCOUNT	CHECKING AMOUNT	TDOA ACCOUNT	TDOA AMOUNT	FUND TOTAL
2019 555 JUVENILE PROBATION INTEREST	FIN CLEAR	49.79	TDOA MBIA	23,812.80	23,862.59
2019 556 REGIONAL SERVICE ENHANCEMENT	FIN CLEAR	137,863.09			137,863.09
2019 557 GRANT I	FIN CLEAR				
2019 558 GRANT S	FIN CLEAR	8,139.27			8,139.27
2019 559 MENTAL IMPAIRMENT CASELOAD	FIN CLEAR	1,959.55-	TDOA MBIA		1,959.55-
2019 560 SALARY ADJUSTMENT FOR JUV PRFIN	CLEAR		TDOA MBIA		
2019 562 TITLE IV-E FEDERAL FOSTER CAPIN	CLEAR		TDOA MBIA		
2019 565 INDIGENT DERENSE GRANT	FIN CLEAR	30,965.13	TDOA	5,325.66	36,290.79
2019 567 FIRE MARSHAL	FIN CLEAR	26,376.05	TDOA	177,201.26	203,577.31
2019 568 TECHNOLOGY RESOURCES	FIN CLEAR	1.50	TDOA		1.50
2019 569 HAVA ELECTION GRANT	FIN CLEAR	12,953.03			12,953.03
2019 570 GOLDEN WATER SUPPLY CORP					
2019 580 D.A. CHECK COLLECTION FUND	FIN CLEAR	3,427.34	TDOA MBIA	10,416.99	13,844.33
2019 591 CONSTABLE #1 TLEOSE FUND	FIN CLEAR	1,168.24	TDOA MBIA		1,168.24
2019 592 CONSTABLE #2 TLEOSE FUND	FIN CLEAR	1,184.54	MBIA		1,184.54
2019 593 CONSTABLE #3 TLEOSE FUND	FIN CLEAR	678.30	MBIA		678.30
2019 594 CONSTABLE #4 TLEOSE FUND	FIN CLEAR	4,266.32	TDOA MBIA		4,266.32
2019 595 SHERIFF TLEOSE FUND	FIN CLEAR	6,746.95	MBIA		6,746.95
2019 596 DA TLEOSE FUND	FIN CLEAR	941.88	MBIA		941.88
2019 597 VZC COMMISSARY PERSONNEL FUND	FIN CLEAR		MBIA		
2019 600 JUSTICE COURT TECHNOLOGY FUND	FIN CLEAR	6,023.47	TDOA MBIA	46,897.52	52,920.99
2019 602 CHILD ADVOCACY	FIN CLEAR				
2019 800 CONTRIBUTION RELIEF FUND	FIN CLEAR		TDOA	16,082.93	16,082.93
2019 802 VETERAN'S MEMORIAL WALL FUND	FIN CLEAR		TDOA		

DATE 02/19/2019 TIME 09:26

COMBINED STATEMENT OF CASH POSITION FOR JANUARY

FUND NAME	CHECKING ACCOUNT	CHECKING AMOUNT	TDOA ACCOUNT	TDOA AMOUNT	FUND TOTAL
2019 803 HISTORICAL COMMISSION	FIN CLEAR	3,369.01	TDOA	5,155.04	8,524.05
2019 804 VAN TORNADO-ASSISTANCE	FIN CLEAR				
2019 805 FEMA - DEC 2015 STORM	FIN CLEAR		TDOA		
2019 806 FEMA APRIL 2016 STORM	FIN CLEAR				
2019 807 HAZARD MITIGATION GRANT	FIN CLEAR		TDOA		
2019 808 COURTHOUSE PLANNING GRANT	FIN CLEAR	127,071.84-			127,071.84-
2019 809 PRETRIAL INTERVENTION PROGRAM	FIN CLEAR	5,050.00	TDOA	14,055.01	19,105.01
2019 810 SHERIFF JUSTICE FORFEITURE FIN CLEAR	FIN CLEAR	2,614.14	TDOA	15,058.94	17,673.08
2019 811 SHERIFF TREASURY FORFEITURE FIN CLEAR	FIN CLEAR		TDOA		
2019 812 CONSTABLE PCT #1 FORFEITURE FIN CLEAR	FIN CLEAR	500.00	TDOA		500.00
TOTAL		2,286,999.47		9,413,622.20	11,700,621.67



CHECK ACCOUNT

CHECK

ACCOUNT BALANCE - FIN CLEAR	1,590,056.04
ACCOUNT BALANCE - CITY JURY	3,343.00
ACCOUNT BALANCE - ESCROW #1	3,099.98
ACCOUNT BALANCE - ESCROW #2	1,818.56
ACCOUNT BALANCE - ESCROW #3	1,169.71
ACCOUNT BALANCE - ESCROW #4	302.01
ACCOUNT BALANCE - ESCROW #5	802.32
ACCOUNT BALANCE - ESCROW #6	556.17
ACCOUNT BALANCE - ESCROW #7	2,469.16
ACCOUNT BALANCE - ESCROW #9	1,018.45
ACCOUNT BALANCE - ESCROW #11	2,815.52
ACCOUNT BALANCE - ESCROW #12	11,517.39
ACCOUNT BALANCE - ESCROW #13	11,987.75
ACCOUNT BALANCE - ESCROW #14	1,161.91
ACCOUNT BALANCE - ESCROW #15	6,483.96
ACCOUNT BALANCE - ESCROW #16	2,948.64
ACCOUNT BALANCE - ESCROW #19	1,534.30
ACCOUNT BALANCE - ESCROW #20	3,507.32
ACCOUNT BALANCE - ESCROW #22	2,303.58
ACCOUNT BALANCE - ESCROW #24	12,375.37
ACCOUNT BALANCE - ESCROW #25	12,527.41
ACCOUNT BALANCE - ESCROW #27	2,921.00
ACCOUNT BALANCE - ESCROW #28	2,708.84
ACCOUNT BALANCE - ESCROW #29	941.10
ACCOUNT BALANCE - ESCROW #30	536.71
ACCOUNT BALANCE - ESCROW #31	328.18
ACCOUNT BALANCE - ESCROW #32	2,101.46
ACCOUNT BALANCE - ESCROW #35	202.38
ACCOUNT BALANCE - ESCROW #36	3,124.97
ACCOUNT BALANCE - ESCROW #39	1,477.56
ACCOUNT BALANCE - ESCROW #40	1,424.86
ACCOUNT BALANCE - ESCROW #45	1,680.52
ACCOUNT BALANCE - ESCROW #55	369.18
ACCOUNT BALANCE - ESCROW #58	2,630.16
ACCOUNT BALANCE - ESCROW #60	1,84.22
ACCOUNT BALANCE - ESCROW #69	5,025.84
ACCOUNT BALANCE - ESCROW #70	1,159.48
ACCOUNT BALANCE - ESCROW #72	4,286.88
ACCOUNT BALANCE - ESCROW #77	2,318.42
ACCOUNT BALANCE - ESCROW #79	354.43
ACCOUNT BALANCE - ESCROW #82	4,030.78
ACCOUNT BALANCE - ESCROW #84	639.30
ACCOUNT BALANCE - DEBIT CI	780.70
ACCOUNT BALANCE - PAYCLEAR	402,934.13
ACCOUNT BALANCE - PAYCLEAR	194,039.82

TOTAL 2,286,999.47

TDOA ACCOUNT

TDOA

ACCOUNT BALANCE - TDOA	8,641,365.25
ACCOUNT BALANCE - MBIA	772,256.95

TOTAL 9,413,622.20

FUND NAME	***** MONTH TO DATE ***** REVENUES	***** YEAR TO DATE ***** EXPENSES	***** MONTH TO DATE ***** REVENUES	***** YEAR TO DATE ***** EXPENSES
2019 GENERAL FUND	2,504,390.15	861,928.91	6,345,144.18	3,937,551.24
2019 RESERVE FUNDS	.00	.00	.00	.00
2019 SHERIFF CHAPTER 59 FORFEITURE	29.55	.00	829.68	.00
2019 DA FORFEITURE FUND	.00	.00	.00	.00
2019 BUILDING SECURITY FUND	5,026.11	3,801.66	18,009.56	14,299.30
2019 JUSTICE COURT BLDG SECURITY	218.05	57.00	618.80	305.00
2019 DA FORFEITURE FUND	.00	.00	.00	.00
2019 ROAD & BRIDGE - PCT. 1	509,189.79	311,439.38	954,032.30	663,985.06
2019 ROAD & BRIDGE - PCT. 2	371,947.08	96,650.17	959,400.79	326,943.99
2019 ROAD & BRIDGE - PCT. 3	560,832.85	327,538.24	1,096,982.28	724,357.77
2019 ROAD & BRIDGE - PCT. 4	275,378.52	46,285.00	809,689.71	343,140.15
2019 ROAD & BRIDGE - GEN	24.15	9,196.14	40,081.20	29,573.59
2019 COUNTY ROAD FUND - PCT. 1	.00	.00	.00	.00
2019 COUNTY ROAD FUND - PCT. 2	.00	.00	.00	.00
2019 COUNTY ROAD FUND - PCT. 3	.00	.00	.00	.00
2019 COUNTY ROAD FUND - PCT. 4	.00	.00	.00	.00
2019 VICTIM COORDINATOR GRANT	3,336.61	4,697.64	3,336.61	18,763.95
2019 DA FORFEITURE FUND II	35.61	4,521.71	9,801.15	12,118.37
2019 CONSTABLE PCT #4 SEIZURE	11.31	.00	43.12	.00
2019 COUNTY LAW LIBRARY FUND	2,582.26	2,124.13	9,610.63	6,372.39
2019 COUNTY FREE LIBRARY	8,024.83	9,841.13	32,693.30	38,381.61
2019 COMMUNITY LIBRARY CONTRIBUTION	.00	.00	.00	441.10
2019 DIGITIZE RECORDS	900.17	.00	3,384.12	.00
2019 SUPPLEMENTAL GUARDIANSHIP	416.67	.00	1,235.95	.00
2019 COUNTY CHILD ABUSE PREVENTION	121.36	.00	321.80	.00
2019 COURT RELATED PROGRAMS	.10	.00	33.66	16,103.63

FUND NAME	***** MONTH TO DATE ***** REVENUES	***** YEAR TO DATE ***** REVENUES	***** MONTH TO DATE ***** EXPENSES	***** YEAR TO DATE ***** EXPENSES
2019 COUNTY & DISTRICT TECH FUND	133.99	480.74	.00	.00
2019 CAPITALCREDITSECONOMICDEVELOP	474.80	1,817.64	.00	12,500.00
2019 DISTRICT CLERK TECHNOLOGY FUND	456.88	1,667.45	.00	.00
2019 CHAPTER 19	.00	.00	.00	.00
2019 COUNTY RECORDS FUND	1,561.81	5,902.15	265.00	935.00
2019 COUNTY CLERK RECORDS FUND	9,698.32	31,996.17	7,946.00	27,679.00
2019 DISTRICT CLERK RECORDS FUND	269.14	1,009.87	668.97	2,692.89
2019 COUNTY CLERK ARCHIVE	9,851.04	31,233.48	.00	.00
2019 CAPITAL PROJECT ROADS PCT NO 4	.00	.00	.00	.00
2019 PERMANENT IMPROVEMENT FUND	.00	.00	.00	.00
2019 RIGHT-OF-WAY FUND	.00	.00	.00	.00
2019 TAX ANTICIPATION NOTES	.00	.00	.00	.00
2019 DEBT SERVICE FUND	215,521.67	532,268.60	300.00	460,866.20
2019 VZC INDIGENT HEALTH PROGRAM	9,750.00	39,000.00	10,661.16	34,713.40
2019 SOIL CONSERVATION DIST FUND	23.23	95.50	6,000.00	6,000.00
2019 APPELLATE JUSTICE SYSTEM FUND	360.00	1,320.00	1,320.00	1,320.00
2019 PAYROLL CLEARING ACCOUNT.	.00	.00	.00	.00
2019 GEN FIXED ASSETS ACCOUNT GRP	.00	.00	.00	.00
2019 LONG TERM DEBT GROUP	.00	.00	.00	.00
2019 VAN ZANDT COUNTY JAIL	214,210.50	241,306.15	214,210.50	703,407.11
2019 VAN ZANDT COUNTY SHERIFF DEPT	237,604.30	265,696.25	237,604.30	918,211.92
2019 CAPITAL MURDER	.00	.00	.00	.00
2019 HOMELAND SECURITY GRANT	.00	.00	.00	.00
2019 HOMELAND SECURITY GRANT P25 CO	.00	.00	.00	.00
2019 BULLET PROOF VEST GRANT	.00	.00	.00	.00
2019 SOLID WASTE GRANT	.00	.00	.00	.00

FUND NAME	***** MONTH TO DATE *****		***** YEAR TO DATE *****	
	REVENUES	EXPENSES	REVENUES	EXPENSES
2019 CAPITAL PROJECT ROADS PCT NO 1	.00	.00	.00	.00
2019 CAPITAL PROJECT ROADS PCT NO 2	.00	.00	.00	.00
2019 CAPITAL PROJECT PCT 4	.00	.00	.00	.00
2019 FRUITVALE 2011 TXCDBG 710056	.00	.00	.00	.00
2019 BENWHEELERWSC 71348911131115	.00	.00	.00	.00
2019 LITTLEHOPEMOOREWSC713026081315	.00	.00	.00	.00
2019 PRETRIAL SUPERVISION	3,528.81	4,116.74	14,537.56	17,455.95
2019 COMMUNITY SUP & CORRECTIONS	28,739.90	37,976.25	204,993.56	182,387.15
2019 ADULT PROBATION CIVIL	1,821.84	1,097.60	7,611.85	5,621.52
2019 HIGH RISK SUBSTANCE ABUSE -CCP	.00	3,346.88	17,934.09	16,542.06
2019 HIGH RISK SEX OFFENDER -CCP	.00	4,082.04	27,731.74	20,176.98
2019 GRANT C COMMIT REDUCTION PROG	4,935.00	4,589.58	29,608.00	22,978.00
2019 JUVENILE PROBATION FUND	55,210.52	37,601.32	156,633.44	160,798.84
2019 VZCJPD STATE AID GRANT	32,727.89	34,184.79	177,313.78	174,327.01
2019 VZCJPD PROGRESSIVE SANCTIONS	.00	.00	.00	.00
2019 VZCJPD - GRANT N	8,039.00	2,351.25	48,232.00	13,268.20
2019 D A SUPPLEMENTAL FUND	7,505.23	1,798.77	7,519.94	7,541.92
2019 VOICES - JUV CJD GRANT	.00	2,938.12	.00	15,003.45
2019 ETCOG RESIDENTIAL	1,971.08	.00	1,971.08	750.00
2019 GRANT I SECURE FELONY RETIMB	.00	.00	.00	665.00-
2019 JUVENILE PROBATION INTEREST	1.73	.00	130.90	.00
2019 REGIONAL SERVICE ENHANCEMENT	.00	4,544.16	162,599.00	24,735.91
2019 GRANT I	.00	.00	.00	.00
2019 GRANT S	4,273.00	3,384.58	25,638.00	17,498.35
2019 MENTAL IMPAIRMENT CASELOAD	.00	5,343.89	24,431.33	26,390.88
2019 SALARY ADJUSTMENT FOR JUV PROB	.00	.00	.00	.00

FUND NAME	***** MONTH TO DATE ***** REVENUES	***** YEAR TO DATE ***** REVENUES	***** MONTH TO DATE ***** EXPENSES	***** YEAR TO DATE ***** EXPENSES
2019 TITLE IV-E FEDERAL FOSTER CARE	.00	.00	.00	.00
2019 INDIGENT DEFENSE GRANT	10.50	14.78	2,723.75	12,124.31
2019 FIRE MARSHAL	14,364.75	66,131.83	11,618.52	44,518.26
2019 TECHNOLOGY RESOURCES	.00	.00	.00	.00
2019 HAVA ELECTION GRANT	.00	.00	.00	.00
2019 GOLDEN WATER SUPPLY CORP	.00	.00	.00	.00
2019 D.A. CHECK COLLECTION FUND	155.56	483.32	246.02	967.05
2019 CONSTABLE #1 TLEOSE FUND	.00	.00	.00	.00
2019 CONSTABLE #2 TLEOSE FUND	.00	.00	.00	.00
2019 CONSTABLE #3 TLEOSE FUND	.00	.00	.00	.00
2019 CONSTABLE #4 TLEOSE FUND	.00	.00	.00	.00
2019 SHERIFF TLEOSE FUND	.00	.00	.00	.00
2019 DA TLEOSE FUND	.00	.00	.00	.00
2019 VZC COMMISSARY PERSONNEL FUND	.00	.00	.00	.00
2019 JUSTICE COURT TECHNOLOGY FUND	908.34	2,583.89	2,009.88	2,254.88
2019 CHILD ADVOCACY	.00	.00	.00	.00
2019 CONTRIBUTION RELIEF FUND	.00	.00	.00	.00
2019 VETERAN'S MEMORIAL WALL FUND	.00	.00	.00	.00
2019 HISTORICAL COMMISSION	235.16	1,773.70	.00	360.00
2019 VAN TORNADO-ASSISTANCE	.00	54,630.97	.00	23,181.60
2019 FEMA - DEC 2015 STORM	.00	.00	.00	.00
2019 FEMA APRIL 2016 STORM	.00	.00	.00	.00
2019 HAZARD MITIGATION GRANT	.00	.00	.00	.00
2019 COURTHOUSE PLANNING GRANT	.00	54,459.36	.00	181,531.20
2019 PRETRIAL INTERVENTION PROGRAM	4,827.72	10,605.01	.00	.00
2019 SHERIFF JUSTICE FORFEITURE FUN	29.71	58.94	.00	.00

DATE 02/19/2019 09:27

COMBINED STATEMENT OF REVENUES AND EXPENSES FOR JANUARY

THRU JANUARY

FUND NAME	***** MONTH TO DATE *****		***** YEAR TO DATE *****	
	REVENUES	EXPENSES	REVENUES	EXPENSES
2019 SHERIFF TREASURY FORFEITURE FU	.00	.00	.00	.00
2019 CONSTABLE PCT #1 FORFEITURE FU	.00	.00	500.00	.00
TOTAL	5,111,666.59	2,376,198.78	13,782,564.26	9,270,411.19

ACCOUNT NAME	BEGINNING CASH BALANCE	CASH RECEIPTS	CASH DISBURSEMENTS	ENDING CASH BALANCE
<b>2019 010 GENERAL FUND</b>				
COINS	1.00			1.00
CASH	420,112.36			502,486.63
RETURNED CHECK FEES	.00			.00
AMERICAN NATIONAL CASH	.00			.00
VZC JURY CASH CLEARING	3,343.00			3,343.00
VZC CHECKING DEBT SERVICE	.00	210.00		.00
PETTY CASH COLLECTION-PCT. 1	100.00			100.00
PETTY CASH-CITY CLERK	500.00			500.00
PETTY CASH-DIST CLERK	400.00			400.00
COUNTY COURT JURY CASH	.00			.00
DISTRICT COURT JURY CASH	.00			.00
PETTY CASH-JP #1	200.00			200.00
PETTY CASH-JP #2	200.00			200.00
PETTY CASH-JP #4	200.00			200.00
PETTY CASH-SHERIFF	3,000.00			3,000.00
PETTY CASH-TAX COLLECTOR	.00			.00
PETTY CASH-TAX COLL (BOAT)	2.70			2.70
PETTY CASH-TAX COLL CK ACCT)	2,245,409.72			3,601,904.11
TIME DEPOSIT ON ACCOUNT	1,300.78			1,303.68
MBIA MUNICIPAL INVESTORS SERV	2,674,769.56			4,113,641.12
FUND TOTALS		4,283,490.74	2,844,619.18	
<b>2019 012 RESERVE FUNDS</b>				
CASH	.00			.00
TIME DEPOSIT ON ACCOUNT	.00			.00
MBIA MUNICIPAL INVESTORS SERV	.00			.00
FUND TOTALS	.00	.00	.00	.00
<b>2019 015 SHERIFF CHAPTER 59 FORFEITURE</b>				
CASH	727.11			727.11
AMERICAN NATIONAL CASH	.00			.00
CASH-OTHER	.00			.00
TIME DEPOSIT ON ACCOUNT	14,950.44	29.55		14,979.99
MBIA MUNICIPAL INVESTORS SERV	.00			.00
FUND TOTALS	15,677.55	29.55	.00	15,707.10
<b>2019 016 DA FORFEITURE FUND</b>				
CASH	.00			.00
ESCROW/BART ROGERS	3,099.98	.26	.00	3,099.98
ESCROW/HURST-LANE	1,818.33	.23	.00	1,818.56
ESCROW/CALE	1,169.56	.15	.00	1,169.71
ESCROW/HALL	301.97	.04	.00	302.01
ESCROW/RANDALL MOORE	802.25	.07	.00	802.32
ESCROW/TIMOTHY HENSON	556.12	.05	.00	556.17
ESCROW/DALTON KING	2,468.95	.21	.00	2,469.16
ESCROW/TONY KHAMPA	.00	.00	.00	.00
ESCROW/STANLEY CRAVEN	1,018.32	.00	.00	1,018.45
ESCROW/CULPEPPER	2,815.28	.00	.24	2,815.52
ESCROW/	11,516.41	.96	.00	11,517.39
ESCROW/	.00	.00	.00	.00
ESCROW/	.00	.00	.00	.00
ESCROW/	.00	.00	.00	.00
ESCROW/	.00	.00	.00	.00
ESCROW/	.00	.00	.00	.00

ACCOUNT NAME	BEGINNING CASH BALANCE	CASH RECEIPTS	CASH DISBURSEMENTS	ENDING CASH BALANCE
D. A. ESCROW/ROY A. PETERSON	1,534.10	.00	.00	1,534.30
D. A. ESCROW/COREY L. PARISH	3,507.02	.30	.00	3,507.32
D. A. ESCROW/JERRY WHITE, JR.	2,303.29	.00	.00	2,303.58
D. A. ESCROW/STROMILE/VEAL/WHI	12,374.32	1.05	.00	12,375.37
D. A. ESCROW/JAMES F CLINTON	527.34	.07	.00	527.41
D. A. ESCROW/MARIELA PEREZ	2,920.75	.00	.00	2,921.00
D. A. ESCROW/HEREDIA&GARCIA	2,708.61	.23	.00	2,708.84
D. A. ESCROW/DEWAYNE FRANKLIN	941.02	.08	.00	941.10
D. A. ESCROW/BRITTANY L BAILEY	536.64	.07	.00	536.71
D. A. ESCROW/A. RIOS	328.14	.04	.00	328.18
D. A. ESCROW/G. CAMARILLO	2,101.28	.18	.00	2,101.46
D. A. ESCROW/BRITTANY L BAILEY	.00	.00	.00	.00
D. A. ESCROW/	.00	.00	.00	.00
D. A. ESCROW/DESARAE DAVIS	202.36	.02	.00	202.38
D. A. ESCROW/ROLAND & PLATT	3,124.57	.40	.00	3,124.97
D. A. ESCROW/	.00	.00	.00	.00
D. A. ESCROW/	.00	.00	.00	.00
D. A. ESCROW/RODNEY ROSS	1,477.38	.18	.00	1,477.56
D. A. ESCROW/POTTRUFF	1,424.68	.18	.00	1,424.86
D. A. ESCROW/	.00	.00	.00	.00
D. A. ESCROW/	.00	.00	.00	.00
D. A. ESCROW/	.00	.00	.00	.00
D. A. ESCROW/	.00	.00	.00	.00
D. A. ESCROW/	.00	.00	.00	.00
D. A. ESCROW/	.00	.00	.00	.00
D. A. ESCROW/	.00	.00	.00	.00
D. A. ESCROW/	.00	.00	.00	.00
D. A. ESCROW/	.00	.00	.00	.00
D. A. ESCROW/	.00	.00	.00	.00
D. A. ESCROW/	.00	.00	.00	.00
D. A. ESCROW/DOUG MILLER	369.13	.05	.00	369.18
D. A. ESCROW/	.00	.00	.00	.00
D. A. ESCROW/	.00	.00	.00	.00
D. A. ESCROW/BRIAN BOWERS	2,629.82	.34	.00	2,630.16
D. A. ESCROW/SANDRA HOLDER	184.20	.02	.00	184.22
D. A. ESCROW/	.00	.00	.00	.00
D. A. ESCROW/	.00	.00	.00	.00
D. A. ESCROW/	.00	.00	.00	.00
D. A. ESCROW/	.00	.00	.00	.00
D. A. ESCROW/	.00	.00	.00	.00
D. A. ESCROW/	.00	.00	.00	.00
D. A. ESCROW/	.00	.00	.00	.00
D. A. ESCROW/	.00	.00	.00	.00
D. A. ESCROW/JOHN H TUCKER	5,025.20	.64	.00	5,025.84
D. A. ESCROW/BOWERS	1,159.33	.15	.00	1,159.48
D. A. ESCROW/	.00	.00	.00	.00
D. A. ESCROW/BILLINGTON	4,286.33	.55	.00	4,286.88
D. A. ESCROW/	.00	.00	.00	.00
D. A. ESCROW/	.00	.00	.00	.00







ACCOUNT NAME	BEGINNING CASH BALANCE	CASH RECEIPTS	CASH DISBURSEMENTS	ENDING CASH BALANCE
2019 021 ROAD & BRIDGE - PCT. 1				
CASH	121,804.22	508,513.54	417,535.92	212,781.84
TIME DEPOSIT ON ACCOUNT	300,227.82	100,676.24	.00	400,904.06
MBIA MUNICIPAL INVESTORS SERV	3.52	.01	.00	3.53
FUND TOTALS	422,035.56	609,189.79	417,535.92	613,689.43
2019 022 ROAD & BRIDGE - PCT. 2				
CASH	131,277.34	370,190.74	306,834.33	194,633.75
TIME DEPOSIT ON ACCOUNT	564,589.94	201,281.63	.00	765,871.57
MBIA MUNICIPAL INVESTORS SERV	312,786.27	474.71	.00	313,260.98
FUND TOTALS	1,008,653.55	571,947.08	306,834.33	1,273,786.30
2019 023 ROAD & BRIDGE - PCT. 3				
CASH	124,514.30	559,352.65	537,999.99	145,866.96
TIME DEPOSIT ON ACCOUNT	660,073.76	221,480.20	.00	881,553.96
MBIA MUNICIPAL INVESTORS SERV	.65	.00	.00	.65
FUND TOTALS	784,588.71	780,832.85	537,999.99	1,027,421.57
2019 024 ROAD & BRIDGE - PCT. 4				
CASH	128,919.60	274,589.93	195,022.02	208,487.51
TIME DEPOSIT ON ACCOUNT	524,868.52	151,161.78	.00	676,030.30
MBIA MUNICIPAL INVESTORS SERV	355.10	.79	.00	355.89
FUND TOTALS	654,143.22	425,752.50	195,022.02	884,873.70
2019 026 ROAD & BRIDGE - GEN				
CASH	1,862.41	15,000.00	9,492.23	7,370.18
TIME DEPOSIT ON ACCOUNT	15,969.98	24.15	15,000.00	994.13
MBIA MUNICIPAL INVESTORS SERV	.00	.00	.00	.00
FUND TOTALS	17,832.39	15,024.15	24,492.23	8,364.31
2019 031 COUNTY ROAD FUND - PCT. 1				
CASH	.00	.00	.00	.00
TIME DEPOSIT ON ACCOUNT	.00	.00	.00	.00
MBIA MUNICIPAL INVESTORS SERV	.00	.00	.00	.00
FUND TOTALS	.00	.00	.00	.00
2019 032 COUNTY ROAD FUND - PCT. 2				
CASH	.00	.00	.00	.00
TIME DEPOSIT ON ACCOUNT	.00	.00	.00	.00
MBIA MUNICIPAL INVESTORS SERV	.00	.00	.00	.00
FUND TOTALS	.00	.00	.00	.00
2019 033 COUNTY ROAD FUND - PCT. 3				
CASH	.00	.00	.00	.00
TIME DEPOSIT ON ACCOUNT	.00	.00	.00	.00
MBIA MUNICIPAL INVESTORS SERV	.00	.00	.00	.00
FUND TOTALS	.00	.00	.00	.00
2019 034 COUNTY ROAD FUND - PCT. 4				
CASH	.00	.00	.00	.00

ACCOUNT NAME	TIME DEPOSIT ON ACCOUNT	MBIA MUNICIPAL INVESTORS	FUND TOTALS	BEGINNING CASH BALANCE	CASH RECEIPTS	CASH DISBURSEMENTS	ENDING CASH BALANCE
2019 035 VICTIM COORDINATOR GRANT				13,092.11-	3,336.61	4,766.97-	14,522.47-
CASH				.00	.00	.00	.00
TIME DEPOSIT ON ACCOUNT				.00	.00	.00	.00
MBIA MUNICIPAL INVESTORS				.00	.00	.00	.00
FUND TOTALS				13,092.11-	3,336.61	4,766.97-	14,522.47-
2019 036 DA FORFEITURE FUND II				6,210.51	35.61	3,861.73-	2,348.78
CASH				18,020.11	.00	.00	18,055.72
TIME DEPOSIT ON ACCOUNT				.00	.00	.00	.00
MBIA MUNICIPAL INVESTORS				.00	.00	.00	.00
FUND TOTALS				24,230.62	35.61	3,861.73-	20,404.50
2019 037 CONSTABLE PCT #4 SEIZURE				760.89	.00	.00	760.89
CASH				5,728.25	11.31	.00	5,739.56
TIME DEPOSIT ON ACCOUNT				.00	.00	.00	.00
MBIA MUNICIPAL INVESTORS				.00	.00	.00	.00
FUND TOTALS				6,489.14	11.31	.00	6,500.45
2019 040 COUNTY LAW LIBRARY FUND				9,330.90	2,485.00	2,124.13-	9,691.77
CASH				49,190.27	97.26	.00	49,287.53
TIME DEPOSIT ON ACCOUNT				.00	.00	.00	.00
MBIA MUNICIPAL INVESTORS				.00	.00	.00	.00
FUND TOTALS				58,521.17	2,582.26	2,124.13-	58,979.30
2019 042 COUNTY FREE LIBRARY				33,141.68	8,024.83	9,573.18-	31,593.33
CASH				.00	.00	.00	.00
TIME DEPOSIT ON ACCOUNT				.00	.00	.00	.00
MBIA MUNICIPAL INVESTORS				.00	.00	.00	.00
FUND TOTALS				33,141.68	8,024.83	9,573.18-	31,593.33
2019 043 COMMUNITY LIBRARY CONTRIBUTION				.00	.00	.00	.00
CASH				.00	.00	.00	.00
TIME DEPOSIT ON ACCOUNT				.00	.00	.00	.00
MBIA MUNICIPAL INVESTORS				.00	.00	.00	.00
FUND TOTALS				.00	.00	.00	.00
2019 047 DIGITIZE RECORDS				5,408.80	760.00	.00	6,168.80
CASH				70,889.78	140.17	.00	71,029.95
TIME DEPOSIT ON ACCOUNT				.00	.00	.00	.00
MBIA				.00	.00	.00	.00
FUND TOTALS				76,298.58	900.17	.00	77,198.75
2019 048 SUPPLEMENTAL GUARDIANSHIP				2,677.22	360.00	.00	3,037.22
CASH				28,662.65	56.67	.00	28,719.32
TEXPOOL				31,339.87	416.67	.00	31,756.54
FUND TOTALS				60,679.74	832.74	.00	61,512.48
2019 049 COUNTY CHILD ABUSE PREVENTION				1,501.69	109.30	.00	1,610.99
CASH				6,110.42	12.06	.00	6,122.48
TIME DEPOSIT ON ACCOUNT				.00	.00	.00	.00
FUND TOTALS				7,612.11	121.36	.00	7,733.47
2019 050 COURT RELATED PROGRAMS				.00	.00	.00	.00
CASH							

ACCOUNT NAME	BEGINNING CASH BALANCE	CASH RECEIPTS	CASH DISBURSEMENTS	ENDING CASH BALANCE
2019 052 COUNTY & DISTRICT TECH FUND				
CASH	1,169.34	126.91	.00	1,296.25
TIME DEPOSIT ON ACCOUNT	3,584.44	7.08	.00	3,591.52
MBIA	.00	.00	.00	.00
FUND TOTALS	4,753.78	133.99	.00	4,887.77
2019 053 CAPITALCREDITSECONOMICDEVELOP				
CASH	3,056.59	.00	.00	3,056.59
TIME DEPOSIT ON ACCOUNT	240,115.28	474.80	.00	240,590.08
FUND TOTALS	243,171.87	474.80	.00	243,646.67
2019 054 DISTRICT CLERK TECHNOLOGY FUND				
CASH	4,505.11	430.00	.00	4,935.11
TIME DEPOSIT ON ACCOUNT	13,601.85	26.88	.00	13,628.73
MBIA MUNICIPAL INVESTORS SERV	.00	.00	.00	.00
FUND TOTALS	18,106.96	456.88	.00	18,563.84
2019 055 CHAPTER 19				
TIME DEPOSIT ON ACCOUNT	15.96	.00	.00	15.96
MBIA	.00	.00	.00	.00
FUND TOTALS	15.96	.00	.00	15.96
2019 056 COUNTY RECORDS FUND				
CASH	603.42	1,318.09	30.00	1,891.51
TIME DEPOSIT ON ACCOUNT	123,249.18	243.72	.00	123,492.90
MBIA MUNICIPAL INVESTORS SERV	.00	.00	.00	.00
FUND TOTALS	123,852.60	1,561.81	30.00	125,384.41
2019 057 COUNTY CLERK RECORDS FUND				
CASH	4,058.20	10,846.76	6,653.40	8,251.56
TIME DEPOSIT ON ACCOUNT	128,124.24	253.36	.00	128,377.60
MBIA MUNICIPAL INVESTORS SERV	.00	.00	.00	.00
FUND TOTALS	132,182.44	11,100.12	6,653.40	136,629.16
2019 058 DISTRICT CLERK RECORDS FUND				
CASH	1,794.31	257.72	668.97	1,383.06
TIME DEPOSIT ON ACCOUNT	5,782.41	11.42	.00	5,793.83
FUND TOTALS	7,576.72	269.14	668.97	7,176.89
2019 059 COUNTY CLERK ARCHIVE				
CASH	2,437.66	9,363.00	.00	11,800.66
TIME DEPOSIT ON ACCOUNT	246,788.68	488.04	.00	247,276.72
FUND TOTALS	249,226.34	9,851.04	.00	259,077.38
2019 064 CAPITAL PROJECT ROADS PCT NO 4				
CASH	.00	.00	.00	.00
TIME DEPOSIT ON ACCOUNT	.00	.00	.00	.00
MBIA MUNICIPAL INVESTORS SERV	.00	.00	.00	.00
FUND TOTALS	.00	.00	.00	.00
2019 070 PERMANENT IMPROVEMENT FUND				
CASH	.00	.00	.00	.00

ACCOUNT NAME	BEGINNING CASH BALANCE	CASH RECEIPTS	CASH DISBURSEMENTS	ENDING CASH BALANCE
2019 075 RIGHT-OF-WAY FUND				
CASH DEPOSIT ON ACCOUNT	.00	.00	.00	.00
TIME DEPOSIT ON ACCOUNT	.00	.00	.00	.00
MBIA MUNICIPAL INVESTORS SERV	.00	.00	.00	.00
FUND TOTALS	.00	.00	.00	.00
2019 084 TRX ANTICIPATION NOTES				
CASH	.00	.00	.00	.00
TIME DEPOSIT ON ACCOUNT	.00	.00	.00	.00
MBIA	.00	.00	.00	.00
FUND TOTALS	.00	.00	.00	.00
2019 085 DEBT SERVICE FUND				
CASH	188,294.96	214,939.17	300.00-	402,934.13
TIME DEPOSIT ON ACCOUNT	7,811.34	15,128	.00	7,826.62
MBIA MUNICIPAL INVESTORS SERV	154,253.43	567.22	.00	154,820.65
FUND TOTALS	350,359.73	215,521.67	300.00-	565,581.40
2019 087 VZC INDIGENT HEALTH PROGRAM				
CASH	38,943.79	9,750.00	10,880.82-	37,812.97
TIME DEPOSIT ON ACCOUNT	165,000.00	.00	.00	165,000.00
MBIA MUNICIPAL INVESTORS SERV	.00	.00	.00	.00
FUND TOTALS	203,943.79	9,750.00	10,880.82-	202,812.97
2019 088 SOIL CONSERVATION DIST FUND				
CASH	1,742.01	5,000.00	6,000.00-	742.01
TIME DEPOSIT ON ACCOUNT	13,010.46	23.23	5,000.00-	8,033.69
MBIA MUNICIPAL INVESTORS SERV	.00	.00	.00	.00
FUND TOTALS	14,752.47	5,023.23	11,000.00-	8,775.70
2019 090 APPELLATE JUSTICE SYSTEM FUND				
CASH	1,380.35	360.00	1,320.00-	420.35
TIME DEPOSIT ON ACCOUNT	.00	.00	.00	.00
MBIA MUNICIPAL INVESTORS SERV	.00	.00	.00	.00
FUND TOTALS	1,380.35	360.00	1,320.00-	420.35
2019 095 PAYROLL CLEARING ACCOUNT.				
CASH	194,039.82	.00	.00	194,039.82
MBIA MUNICIPAL INVESTORS SERV	.00	.00	.00	.00
FUND TOTALS	194,039.82	.00	.00	194,039.82
2019 096 GEN FIXED ASSETS ACCOUNT GRP				
MBIA MUNICIPAL INVESTORS SERV	.00	.00	.00	.00
FUND TOTALS	.00	.00	.00	.00
2019 097 LONG TERM DEBT GROUP				
MBIA MUNICIPAL INVESTORS SERV	.00	.00	.00	.00
FUND TOTALS	.00	.00	.00	.00
2019 131 VAN ZANDT COUNTY JAIL				
CASH	66,013.29	214,210.50	230,243.63-	49,980.16
MEDICARE PAYABLE	.00	.00	.00	.00
VOUCHERS PAYABLE	.00	.00	.00	.00

ACCOUNT NAME	TIME DEPOSIT ON ACCOUNT	MBIA MUNICIPAL INVESTORS SERV	FUND TOTALS	BEGINNING CASH BALANCE	CASH RECEIPTS	CASH DISBURSEMENTS	ENDING CASH BALANCE
2019 132 VAN ZANDT COUNTY SHERIFF DEPT	CASH			25,001.75	237,604.30	211,966.95-	50,639.10
	TIME DEPOSIT ON ACCOUNT			.00	.00	.00	.00
	MBIA MUNICIPAL INVESTORS SERV			.00	.00	.00	.00
	FUND TOTALS			25,001.75	237,604.30	211,966.95-	50,639.10
2019 135 CAPITAL MURDER	CASH			.00	.00	.00	.00
	TEXPOOL			.00	.00	.00	.00
	FUND TOTALS			.00	.00	.00	.00
2019 136 HOMELAND SECURITY GRANT	CASH			.00	.00	.00	.00
	TIME DEPOSIT ON ACCOUNT			.00	.00	.00	.00
	FUND TOTALS			.00	.00	.00	.00
2019 139 HOMELAND SECURITY GRANT P25 CO	CASH			.00	.00	.00	.00
	TIME DEPOSIT ON ACCOUNT			.00	.00	.00	.00
	MBIA MUNICIPAL INVESTORS SERV			.00	.00	.00	.00
	FUND TOTALS			.00	.00	.00	.00
2019 141 BULLET PROOF VEST GRANT	CASH			.00	.00	.00	.00
	TIME DEPOSIT ON ACCOUNT			.00	.00	.00	.00
	MBIA MUNICIPAL INVESTORS SERV			.00	.00	.00	.00
	FUND TOTALS			.00	.00	.00	.00
2019 145 SOLID WASTE GRANT	CASH			203.03	.00	.00	203.03
	TIME DEPOSIT ON ACCOUNT			.00	.00	.00	.00
	FUND TOTALS			203.03	.00	.00	203.03
2019 261 CAPITAL PROJECT ROADS PCT NO 1	CASH			.00	.00	.00	.00
	TIME DEPOSIT ON ACCOUNT			.00	.00	.00	.00
	FUND TOTALS			.00	.00	.00	.00
2019 262 CAPITAL PROJECT ROADS PCT NO 2	CASH			.00	.00	.00	.00
	TIME DEPOSIT ON ACCOUNT			.00	.00	.00	.00
	FUND TOTALS			.00	.00	.00	.00
2019 264 CAPITAL PROJECT PCT 4	CASH			.00	.00	.00	.00
	TIME DEPOSIT ON ACCOUNT			.00	.00	.00	.00
	FUND TOTALS			.00	.00	.00	.00
2019 400 FRUITVALE 2011 TXCDBG 710056	CASH			.00	.00	.00	.00
	WATER GRANT CASH			.00	.00	.00	.00
	FUND TOTALS			.00	.00	.00	.00
2019 401 BENNHEILERMSC 71348911131115	CASH			.00	.00	.00	.00
	FUND TOTALS			.00	.00	.00	.00

ACCOUNT NAME	BEGINNING CASH BALANCE	CASH RECEIPTS	CASH DISBURSEMENTS	ENDING CASH BALANCE
2019 402 LITTLEHOPEMOOREWSC713026081315				
CASH	.00	.00	.00	.00
WATER GRANT CASH	.00	.00	.00	.00
FUND TOTALS	.00	.00	.00	.00
2019 540 PRETRIAL SUPERVISION				
CASH	2,348.80	3,255.00	4,116.74	1,487.06
TDOA	138,468.86	273.81	.00	138,742.67
FUND TOTALS	140,817.66	3,528.81	4,116.74	140,229.73
2019 541 COMMUNITY SUP & CORRECTIONS				
CASH	9,680.33	28,086.09	38,874.01	1,107.59
PERITY CASH	100.00	.00	.00	100.00
TIME DEPOSIT ON ACCOUNT	391,242.38	773.65	.00	392,016.03
MBIA MUNICIPAL INVESTORS SERV	.00	.00	.00	.00
FUND TOTALS	401,022.71	28,859.74	38,874.01	391,008.44
2019 542 ADULT PROBATION CIVIL				
CASH	1,629.69	1,050.00	1,097.60	1,582.09
TDOA	49,797.55	98.47	.00	49,896.02
MBIA	301,838.20	673.37	.00	302,511.57
FUND TOTALS	353,265.44	1,821.84	1,097.60	353,989.68
2019 543 HIGH RISK SUBSTANCE ABUSE -CCP				
CASH	4,887.08	.00	3,448.55	1,438.53
TIME DEPOSIT ON ACCOUNT	.00	.00	.00	.00
MBIA MUNICIPAL INVESTORS SERV	.00	.00	.00	.00
FUND TOTALS	4,887.08	.00	3,448.55	1,438.53
2019 544 HIGH RISK SEX OFFENDER -CCP				
CASH	11,854.97	.00	4,141.17	7,713.80
TIME DEPOSIT ON ACCOUNT	.00	.00	.00	.00
MBIA MUNICIPAL INVESTORS SERV	.00	.00	.00	.00
FUND TOTALS	11,854.97	.00	4,141.17	7,713.80
2019 545 GRANT C COMMIT REDUCTION PROG				
CASH	6,704.18	4,935.00	4,701.49	6,937.69
FUND TOTALS	6,704.18	4,935.00	4,701.49	6,937.69
2019 546 JUVENILE PROBATION FUND				
CASH	103,595.65	55,576.48	41,742.51	89,761.68
TIME DEPOSIT ON ACCOUNT	.00	.00	.00	.00
MBIA MUNICIPAL INVESTORS SERV	.00	.00	.00	.00
FUND TOTALS	103,595.65	55,576.48	41,742.51	89,761.68
2019 547 VZCJPD STATE AID GRANT				
CASH	7,585.05	32,727.89	34,682.73	5,630.21
TIME DEPOSIT ON ACCOUNT	.00	.00	.00	.00
MBIA MUNICIPAL INVESTORS SERV	.00	.00	.00	.00
FUND TOTALS	7,585.05	32,727.89	34,682.73	5,630.21
2019 548 VZCJPD PROGRESSIVE SANCTIONS				
CASH	.00	.00	.00	.00
TIME DEPOSIT ON ACCOUNT	.00	.00	.00	.00
MBIA MUNICIPAL INVESTORS SERV	.00	.00	.00	.00
FUND TOTALS	.00	.00	.00	.00



ACCOUNT NAME	BEGINNING CASH BALANCE	CASH RECEIPTS	CASH DISBURSEMENTS	ENDING CASH BALANCE
2019 549 VZCJPD - GRANT N	33,750.26	8,039.00	2,351.25	39,438.01
CASH DEPOSIT ON ACCOUNT	.00	.00	.00	.00
MBIA MUNICIPAL INVESTORS SERV	.00	.00	.00	.00
FUND TOTALS	33,750.26	8,039.00	2,351.25	39,438.01
2019 550 D A SUPPLEMENTAL FUND	418.76	7,500.00	1,798.77	6,119.99
CASH DEPOSIT ON ACCOUNT	2,652.96	5.23	.00	2,658.19
MBIA MUNICIPAL INVESTORS SERV	.00	.00	.00	.00
FUND TOTALS	3,071.72	7,505.23	1,798.77	8,778.18
2019 551 VOICES - JUV CJD GRANT	9,628.53	.00	2,958.17	12,586.70
VOICES - CJD JUV GRANT	.00	.00	.00	.00
TIME DEPOSIT ON ACCOUNT	9,628.53	.00	2,958.17	12,586.70
FUND TOTALS	9,628.53	.00	2,958.17	12,586.70
2019 552 ETCOG RESIDENTIAL	2,782.08	1,971.08	.00	811.00
CASH	2,782.08	1,971.08	.00	811.00
FUND TOTALS	2,782.08	1,971.08	.00	811.00
2019 554 GRANT I SECURE FELONY REIMB	.00	.00	.00	.00
GRANT I SECURE FELONY REIMB	.00	.00	.00	.00
TIME DEPOSIT ON ACCOUNT	.00	.00	.00	.00
FUND TOTALS	.00	.00	.00	.00
2019 555 JUVENILE PROBATION INTEREST	48.06	1.73	.00	49.79
CASH DEPOSIT ON ACCOUNT	23,812.80	.00	.00	23,812.80
MBIA MUNICIPAL INVESTORS SERV	.00	.00	.00	.00
FUND TOTALS	23,860.86	1.73	.00	23,862.59
2019 556 REGIONAL SERVICE ENHANCEMENT	142,407.25	.00	4,544.16	137,863.09
CASH	142,407.25	.00	4,544.16	137,863.09
FUND TOTALS	142,407.25	.00	4,544.16	137,863.09
2019 557 GRANT I	.00	.00	.00	.00
CASH	.00	.00	.00	.00
FUND TOTALS	.00	.00	.00	.00
2019 558 GRANT S	7,458.77	4,273.00	3,592.50	8,139.27
CASH	7,458.77	4,273.00	3,592.50	8,139.27
FUND TOTALS	7,458.77	4,273.00	3,592.50	8,139.27
2019 559 MENTAL IMPAIRMENT CASELOAD	3,384.34	.00	5,343.89	1,959.55
CASH DEPOSIT ON ACCOUNT	.00	.00	.00	.00
TIME DEPOSIT ON ACCOUNT	.00	.00	.00	.00
MBIA MUNICIPAL INVESTORS SERV	.00	.00	.00	.00
FUND TOTALS	3,384.34	.00	5,343.89	1,959.55
2019 560 SALARY ADJUSTMENT FOR JUV PROB	.00	.00	.00	.00
CASH	.00	.00	.00	.00
TIME DEPOSIT ON ACCOUNT	.00	.00	.00	.00
MBIA MUNICIPAL INVESTORS SERV	.00	.00	.00	.00
FUND TOTALS	.00	.00	.00	.00
2019 562 TITLE IV-E FEDERAL FOSTER CARE	.00	.00	.00	.00
CASH	.00	.00	.00	.00

ACCOUNT NAME	BEGINNING CASH BALANCE	CASH RECEIPTS	CASH DISBURSEMENTS	ENDING CASH BALANCE
2019 565 INDIGENT DEFENSE GRANT	32,857.33	881.62	2,773.82	30,965.13
CASH	5,315.16	10.50	.00	5,325.66
TIME DEPOSIT ON ACCOUNT	38,172.49	892.12	2,773.82	36,290.79
FUND TOTALS				
2019 567 FIRE MARSHAL	24,276.26	14,015.00	11,915.21	26,376.05
CASH	176,851.51	349.75	.00	177,201.26
TDOA	201,127.77	14,364.75	11,915.21	203,577.31
FUND TOTALS				
2019 568 TECHNOLOGY RESOURCES	1.50	.00	.00	1.50
CASH	.00	.00	.00	.00
TIME DEPOSIT ON ACCOUNT	1.50	.00	.00	1.50
FUND TOTALS				
2019 569 HAVA ELECTION GRANT	12,953.03	.00	.00	12,953.03
CASH	12,953.03	.00	.00	12,953.03
FUND TOTALS				
2019 570 GOLDEN WATER SUPPLY CORP	.00	.00	.00	.00
GOLDEN WATER TIDHCA 726216	.00	.00	.00	.00
MBIA MUNICIPAL INVESTORS SERV	.00	.00	.00	.00
FUND TOTALS				
2019 580 D.A. CHECK COLLECTION FUND	3,538.35	135.01	246.02	3,427.34
CASH	10,396.44	20.55	.00	10,416.99
TIME DEPOSIT ON ACCOUNT	13,934.79	155.56	246.02	13,844.33
MBIA MUNICIPAL INVESTORS SERV				
FUND TOTALS				
2019 591 CONSTABLE #1 TLEOSE FUND	1,168.24	.00	.00	1,168.24
CASH	.49	.00	.00	.49
CASH - CITIZENS NATIONAL	.00	.00	.00	.00
TDOA	.00	.00	.00	.00
MBIA MUNICIPAL INVESTORS SERV	.00	.00	.00	.00
FUND TOTALS	1,167.75	.00	.00	1,167.75
2019 592 CONSTABLE #2 TLEOSE FUND	1,184.54	.00	.00	1,184.54
CASH	.00	.00	.00	.00
CASH OTHER	.00	.00	.00	.00
MBIA MUNICIPAL INVESTORS SERV	.00	.00	.00	.00
FUND TOTALS	1,184.54	.00	.00	1,184.54
2019 593 CONSTABLE #3 TLEOSE FUND	678.30	.00	.00	678.30
CASH	3,738.50	.00	.00	3,738.50
CASH OTHER - CITY NATIONAL	.00	.00	.00	.00
MBIA MUNICIPAL INVESTORS SERV	.00	.00	.00	.00
FUND TOTALS	4,416.80	.00	.00	4,416.80
2019 594 CONSTABLE #4 TLEOSE FUND	4,266.32	.00	.00	4,266.32
CASH	.00	.00	.00	.00
TIME DEPOSIT ON ACCOUNT	.00	.00	.00	.00
MBIA MUNICIPAL INVESTORS SERV	.00	.00	.00	.00

ACCOUNT NAME FUND TOTALS	BEGINNING CASH BALANCE	CASH RECEIPTS	CASH DISBURSEMENTS	ENDING CASH BALANCE
2019 595 SHERIFF TLEOSE FUND	6,746.95	.00	.00	6,746.95
CASH	.00	.00	.00	.00
MBIA MUNICIPAL INVESTORS SESRV	6,746.95	.00	.00	6,746.95
FUND TOTALS				
2019 596 DA TLEOSE FUND	941.88	.00	.00	941.88
CASH	.00	.00	.00	.00
MBIA MUNICIPAL INVESTORS SERV	941.88	.00	.00	941.88
FUND TOTALS				
2019 597 VZC COMMISSARY PERSONNEL FUND	.00	.00	.00	.00
CASH	.00	.00	.00	.00
MBIA MUNICIPAL INVESTORS SERV	.00	.00	.00	.00
FUND TOTALS				
2019 600 JUSTICE COURT TECHNOLOGY FUND	7,217.55	815.80	2,009.88-	6,023.47
CASH	46,804.98	92.54	.00	46,897.52
TIME DEPOSIT ON ACCOUNT	.00	.00	.00	.00
MBIA MUNICIPAL INVESTORS SERV	54,022.53	908.34	2,009.88-	52,920.99
FUND TOTALS				
2019 602 CHILD ADVOCACY	.00	.00	.00	.00
HISTORICAL COMMISSION CASH	.00	.00	.00	.00
MBIA MUNICIPAL INVESTORS SERV	.00	.00	.00	.00
FUND TOTALS				
2019 800 CONTRIBUTION RELIEF FUND	16,082.93	.00	.00	16,082.93
CASH	16,082.93	.00	.00	16,082.93
TIME DEPOSIT ON ACCOUNT	.00	.00	.00	.00
FUND TOTALS				
2019 802 VETERAN'S MEMORIAL WALL FUND	.00	.00	.00	.00
CASH	.00	.00	.00	.00
TIME DEPOSIT ON ACCOUNT	.00	.00	.00	.00
FUND TOTALS				
2019 803 HISTORICAL COMMISSION	3,144.01	225.00	.00	3,369.01
HISTORICAL COMMISSION CASH	5,144.88	10.16	.00	5,155.04
TIME DEPOSIT ON ACCOUNT	8,288.89	235.16	.00	8,524.05
FUND TOTALS				
2019 804 VAN TORNADO-ASSISTANCE	.00	.00	.00	.00
VAN TORNADO-ASSISTANCE-CASH	.00	.00	.00	.00
VTASST-TIME DEPOSITION ACCOUNT	.00	.00	.00	.00
FUND TOTALS				
2019 805 FEMA - DEC 2015 STORM	.00	.00	.00	.00
CASH	.00	.00	.00	.00
TIME DEPOSIT ON ACCOUNT	.00	.00	.00	.00
FUND TOTALS				
2019 806 FEMA APRIL 2016 STORM	.00	.00	.00	.00
CASH	.00	.00	.00	.00
TIME DEPOSIT ON ACCOUNT	.00	.00	.00	.00
FUND TOTALS				

ACCOUNT NAME	BEGINNING CASH BALANCE	CASH RECEIPTS	CASH DISBURSEMENTS	ENDING CASH BALANCE
2019 807 HAZARD MITIGATION GRANT				
CASH	.00	.00	.00	.00
TIME DEPOSIT ON ACCOUNT	.00	.00	.00	.00
MBIA MUNICIPAL INVESTORS SERV	.00	.00	.00	.00
FUND TOTALS	.00	.00	.00	.00
2019 808 COURTHOUSE PLANNING GRANT				
CASH	127,071.84-	.00	.00	127,071.84-
WATER GRANT CASH	.00	.00	.00	.00
FUND TOTALS	127,071.84-	.00	.00	127,071.84-
2019 809 PRETRIAL INTERVENTION PROGRAM				
CASH	250.00	4,800.00	.00	5,050.00
TIME DEPOSIT ON ACCOUNT	14,027.29	27.72	.00	14,055.01
FUND TOTALS	14,277.29	4,827.72	.00	19,105.01
2019 810 SHERIFF JUSTICE FORFEITURE FUN				
CASH	2,614.14	.00	.00	2,614.14
TIME DEPOSIT ON ACCOUNT	15,029.23	29.71	.00	15,058.94
FUND TOTALS	17,643.37	29.71	.00	17,673.08
2019 811 SHERIFF TREASURY FORFEITURE FU				
CASH	.00	.00	.00	.00
TIME DEPOSIT ON ACCOUNT	.00	.00	.00	.00
FUND TOTALS	.00	.00	.00	.00
2019 812 CONSTABLE PCT #1 FORFEITURE FU				
CASH	500.00	.00	.00	500.00
TIME DEPOSIT ON ACCOUNT	.00	.00	.00	.00
FUND TOTALS	500.00	.00	.00	500.00
GRAND TOTALS	9,119,332.89	7,583,920.57	4,994,190.08-	11,709,063.38

REPORT OF GENERAL LEDGER AMENDMENTS

ACCOUNT NUMBER	ACCOUNT NAME	DATE	AMDMT NUMBER	OLD BUDGET AMOUNT	AMENDED BUDGET AMOUNT	AMOUNT OF CHANGE	DESCRIPTION	CLK
2019 010-371-100	OTHER MISC. REVENU	01/23/2019	190017	5,800.00-	5,457.61-	342.39	INCREASE REV & EXP - HR	MK
			TOTAL AMENDMENTS	1	5,457.61-	342.39		
2019 010-402-495	MISCELLANEOUS EXPE	01/23/2019	190017	1,137.50	1,479.89	342.39	INCREASE REV & EXP - HR	MK
			TOTAL AMENDMENTS	1	1,479.89	342.39		
2019 010-404-107	SALARIES-EXTRA HEL	11/14/2018	190007	20,000.00	23,750.00	3,750.00	LINE ITEM TRANS - CC	MK
2019 010-404-311	POSTAGE	11/14/2018	190007	15,000.00	11,250.00	3,750.00-	LINE ITEM TRANS	MK
2019 010-404-311	POSTAGE	02/07/2019	190023	11,250.00	9,777.12	1,472.88-	LINE ITEM TRANS	MK
2019 010-404-484	OTHER ELECTION EXP	02/07/2019	190023	23,000.00	24,472.88	1,472.88	LINE ITEM TRANS	MK
			TOTAL AMENDMENTS	4	464.88-	.00		
2019 010-409-416	AUTOPSIES & FORENS	02/07/2019	190021	100,000.00	99,535.12	464.88-	LINE ITEM TRANS.	MK
2019 010-409-800	CONTINGENCY	11/26/2018	190010	240,000.00	238,500.00	1,500.00-	LINE TRANS-DISTCOURT OFFICE	MK
			TOTAL AMENDMENTS	2	238,500.00	1,964.88-		
2019 010-410-475	ECONOMIC DEVELOPME	02/07/2019	190021	3,666.66	3,888.91	222.25	LINE ITEM TRANS.	MK
2019 010-410-477	1ST ADMIN JUD REG	02/07/2019	190021	4,850.00	5,092.63	242.63	LINE ITEM TRANS.	MK
			TOTAL AMENDMENTS	2	464.88	464.88		
2019 010-435-405	PSYCHIATRIC EVALUA	12/12/2018	190013	1,000.00	800.00	200.00-	LINE ITEM TRANS - DC	MK
2019 010-435-495	MISCELLANEOUS	12/12/2018	190013	250.00	450.00	200.00-	LINE ITEM TRANS - DC	MK
2019 010-435-572	OFFICE EQUIPMENT	11/26/2018	190010	.00	1,500.00	1,500.00	LINE TRANS-DISTCOURT OFFICE	MK
			TOTAL AMENDMENTS	3	1,500.00	1,500.00		
2019 010-437-405	PSY EVALUATIONS/IN	12/12/2018	190012	18,000.00	14,800.00	3,200.00-	LINE ITEM TRANS - DC	MK
2019 010-437-406	TRANSCRIPT AND DEF	12/12/2018	190012	5,000.00	8,200.00	3,200.00	LINE ITEM TRANS - DC	MK
			TOTAL AMENDMENTS	2	14,800.00	3,200.00		
2019 010-445-310	OFFICE SUPPLIES	01/23/2019	190018	1,500.00	2,750.00	1,250.00	LINE ITEM TRANSFER	MK
2019 010-445-416	INDIGENT LEGAL AID	01/23/2019	190018	5,000.00	3,500.00	1,500.00-	LINE ITEM TRANSFER	MK
2019 010-445-495	MISCELLANEOUS	01/23/2019	190018	175.00	425.00	250.00	LINE ITEM TRANSFER	MK
			TOTAL AMENDMENTS	3	425.00	.00		
2019 010-462-311	POSTAGE	10/17/2018	1293	1,500.00	1,592.48	92.48-	FY18 LINE ITEM TRANSFER	MK
2019 010-462-311	POSTAGE	10/17/2018	1293	1,592.48	1,500.00	92.48-	FY CORRECTION	MK
2019 010-462-402	CONTRACT SERVICES	10/17/2018	1293	1,000.00	907.52	92.48-	FY18 LINE ITEM TRANSFER	MK
2019 010-462-402	CONTRACT SERVICES	10/17/2018	1293	907.52	1,000.00	92.48	FY CORRECTION	MK
			TOTAL AMENDMENTS	4	1,000.00	.00		
2019 010-464-311	POSTAGE	10/17/2018	1294	1,200.00	1,000.00	200.00-	FY18 LINE ITEM TRANSFER	MK
2019 010-464-311	POSTAGE	10/17/2018	1294	1,000.00	1,200.00	200.00	FY CORRECTION	MK
2019 010-464-428	TRAVEL	10/17/2018	1294	2,300.00	2,500.00	200.00-	FY18 LINE ITEM TRANSFER	MK
2019 010-464-428	TRAVEL	10/17/2018	1294	2,500.00	2,300.00	200.00-	FY CORRECTION	MK
			TOTAL AMENDMENTS	4	2,500.00	.00		
2019 010-476-330	FUEL AND LUBRICANT	10/17/2018	1295	3,000.00	2,954.47	45.53-	FY18 LINE ITEM TRANSFER	MK
2019 010-476-330	FUEL AND LUBRICANT	10/17/2018	1295	2,954.47	3,000.00	45.53	FY CORRECTION	MK
2019 010-476-495	MISCELLANEOUS	10/17/2018	1295	250.00	295.53	45.53	FY18 LINE ITEM TRANSFER	MK
2019 010-476-495	MISCELLANEOUS	10/17/2018	1295	295.53	250.00	45.53-	FY CORRECTION	MK
			TOTAL AMENDMENTS	4	250.00	.00		
2019 010-497-310	OFFICE SUPPLIES	11/14/2018	190008	2,250.00	2,160.00	90.00-	LINE ITEM TRANS - TREAS	MK
2019 010-497-310	OFFICE SUPPLIES	11/23/2019	190019	2,160.00	2,135.00	25.00-	LINE ITEM TRANSFER	MK
2019 010-497-481	SUBSCRIPTIONS/DUES	01/23/2019	190019	175.00	200.00	25.00	LINE ITEM TRANSFER	MK

ACCOUNT NUMBER	ACCOUNT NAME	DATE	AMDMT NUMBER	OLD BUDGET AMOUNT	AMENDED BUDGET AMOUNT	AMOUNT OF CHANGE	DESCRIPTION	CLK
2019 010-497-495	MISCELLANEOUS	11/14/2018	190008	4	90.00	90.00	LINE TRANS - TREAS	MK
EXPENDITURES - CO. TREASURER			TOTAL AMENDMENTS	TOTAL CHANGES	TOTAL CHANGES			
2019 010-499-311	POSTAGE	10/17/2018	1296	5,000.00	5,900.00	100.00-	FY18 LINE ITEM TRANSFER	MK
2019 010-499-311	POSTAGE	10/17/2018	1296	5,900.00	6,000.00	100.00	FY CORRECTION	MK
2019 010-499-428	TRAVEL	10/17/2018	1296	2,000.00	2,100.00	100.00	FY18 LINE ITEM TRANSFER	MK
2019 010-499-428	TRAVEL	10/17/2018	1296	2,100.00	2,000.00	100.00-	FY CORRECTION	MK
2019 010-499-481	SUBSCRIPTIONS/DUES	01/23/2019	190020	100.00	125.00	25.00	LINE ITEM TRANSFER	MK
2019 010-499-495	MISCELLANEOUS	01/23/2019	190020	800.00	775.00	25.00-	LINE ITEM TRANSFER	MK
EXPENDITURES - TAX COLLECTOR			TOTAL AMENDMENTS	TOTAL CHANGES	TOTAL CHANGES			
2019 010-510-204	WORKERS COMPENSATI	10/17/2018	1297	1,473.01	1,582.32	109.31	FY18 LINE ITEM TRANSFER	MK
2019 010-510-204	WORKERS COMPENSATI	10/17/2018	1297	1,582.32	1,473.01	109.31-	FY CORRECTION	MK
2019 010-510-440	ELECTRICITY	10/17/2018	1297	91,500.00	91,922.34	422.34	FY18 LINE ITEM TRANSFER	MK
2019 010-510-440	ELECTRICITY	10/17/2018	1297	91,922.34	91,500.00	422.34-	FY CORRECTION	MK
2019 010-510-457	MAINT. & SERVICE C	10/17/2018	1297	10,000.00	531.65-	531.65-	FY18 LINE ITEM TRANSFER	MK
2019 010-510-457	MAINT. & SERVICE C	10/17/2018	1297	9,468.35	10,000.00	531.65	FY CORRECTION	MK
EXPENDITURES - PUBLIC BLDGS			TOTAL AMENDMENTS	TOTAL CHANGES	TOTAL CHANGES			
2019 010-700-088	SOIL CONVERSATION	12/12/2018	190014	3,000.00	68,000.00	65,000.00	LINE TRANS - FLOOD CONT DAM	MK
2019 010-700-808	TRANSFER TO PLANNI	12/12/2018	190014	302,552.00	237,552.00	65,000.00-	LINE TRANS - FLOOD CONT DAM	MK
TOTAL TRANSFERS			TOTAL AMENDMENTS	TOTAL CHANGES	TOTAL CHANGES			
2019 021-364-100	SALE OF PROPERTY	11/01/2018	190004	1	5,000.00-	5,000.00-	INCREASE REV & EXP - SALE O	MK
TOTAL AMENDMENTS			TOTAL AMENDMENTS	TOTAL CHANGES	TOTAL CHANGES			
2019 021-380-200	FINANCING ISSURANC	01/24/2019	190016	1	231,500.00-	231,500.00-	INCREASE REV & EXP - EQUIP	MK
TOTAL AMENDMENTS			TOTAL AMENDMENTS	TOTAL CHANGES	TOTAL CHANGES			
2019 021-621-571	EQUIPMENT PURCHASE	01/24/2019	190016	132,500.00	132,500.00	5,000.00	INCREASE REV & EXP - SALE O	MK
2019 021-621-571	EQUIPMENT PURCHASE	01/24/2019	190016	132,500.00	364,000.00	231,500.00	INCREASE REV & EXP - EQUIP	MK
EXPENDITURES - R & B PCT. 1			TOTAL AMENDMENTS	TOTAL CHANGES	TOTAL CHANGES			
2019 022-364-100	SALE OF PROPERTY	02/07/2019	190023	1	2,334.00-	2,334.00-	INCREASE REV & EXP-SALE OF	MK
TOTAL AMENDMENTS			TOTAL AMENDMENTS	TOTAL CHANGES	TOTAL CHANGES			
2019 022-367-000	DONATIONS - GENERA	11/01/2018	190005	1	300.00-	300.00-	INCREASE REV & EXP - DONATI	MK
TOTAL AMENDMENTS			TOTAL AMENDMENTS	TOTAL CHANGES	TOTAL CHANGES			
2019 022-370-100	ROAD DAMAGE PAYMEN	11/14/2018	190009	1	4,250.00-	4,250.00-	INCREASE REV & EXP REIMB	MK
TOTAL AMENDMENTS			TOTAL AMENDMENTS	TOTAL CHANGES	TOTAL CHANGES			
2019 022-622-335	ROAD & BRIDGE WATE	11/01/2018	190005	1,193,824.00	1,194,124.00	300.00	INCREASE REV & EXP - DONATI	MK
2019 022-622-335	ROAD & BRIDGE WATE	11/14/2018	190009	1,194,124.00	1,198,374.00	4,250.00	INCREASE REV & EXP REIMB	MK
2019 022-622-451	REPAIR & MAINT. -	11/26/2018	190011	2,500.00	27,500.00	25,000.00	LINE ITEM TRANS-PCT2 REPAIR	MK
2019 022-622-451	REPAIR & MAINT. -	02/07/2019	190023	27,500.00	29,834.00	2,334.00	INCREASE REV & EXP-SALE OF	MK
2019 022-622-483	BONDING	02/07/2019	190022	355.00	451.00	96.00	LINE ITEM TRANS.	MK
2019 022-622-495	MISCELLANEOUS EXPE	02/07/2019	190022	2,000.00	1,904.00	96.00-	LINE ITEM TRANS.	MK
2019 022-622-571	EQUIPMENT PURCHASE	11/26/2018	190011	30,000.00	5,000.00	25,000.00-	LINE ITEM TRANS-PCT2 REPAIR	MK
EXPENDITURES - R & B PCT. 2			TOTAL AMENDMENTS	TOTAL CHANGES	TOTAL CHANGES			
2019 023-380-200	FINANCING ISSURANC	02/07/2019	190025	170,000.00-	221,809.98-	51,809.98-	TO INCREASE REV & EXP-GOV C	MK
TOTAL AMENDMENTS			TOTAL AMENDMENTS	TOTAL CHANGES	TOTAL CHANGES			
2019 023-623-461	MACHINERY RENTAL	02/07/2019	190024	50,000.00	37,067.65	12,932.35-	LINE ITEM TRANS	MK

ACCOUNT NUMBER	ACCOUNT NAME	DATE	AMOUNT NUMBER	OLD BUDGET AMOUNT	AMENDED BUDGET AMOUNT	AMOUNT OF CHANGE	DESCRIPTION	CLK
2019 023-623-571	EQUIPMENT PURCHASE	02/07/2019	190024	215,000.00	227,932.35	12,932.35	LINE ITEM TRANS	MK
2019 023-623-571	EQUIPMENT PURCHASE	02/07/2019	190025	227,932.35	279,742.33	51,809.98	TO INCREASE REV & EXP-GOV C	MK
	EXPENDITURES - R EB PCT.3			TOTAL AMENDMENTS	TOTAL CHANGES			
2019 024-370-100	ROAD DAMAGE PAYMEN	11/01/2018	190006	1,000.00	71,325.88-	71,325.88-	INCREASE REV & EXP - RD DAM	MK
	EXPENDITURES - PCT.4			TOTAL AMENDMENTS	TOTAL CHANGES			
2019 024-624-335	ROAD & BRIDGE WATE	11/01/2018	190006	728,473.00	799,798.88	71,325.88	INCREASE REV & EXP - RD DAM	MK
	EXPENDITURES - PCT.4			TOTAL AMENDMENTS	TOTAL CHANGES			
2019 056-409-407	MICROFILMING	11/01/2018	190003	100,000.00	95,000.00	5,000.00-	LINE ITEM TRANSFER	MK
2019 056-409-495	MISCELLANEOUS EXPE	11/01/2018	190003	5,000.00	10,000.00	5,000.00	LINE ITEM TRANSFER	MK
	EXPENDITURES - CTY RECORDS FND			TOTAL AMENDMENTS	TOTAL CHANGES			
2019 088-390-010	TRANSFER FROM GENE	12/12/2018	190014	1,000.00	65,000.00-	65,000.00-	LINE TRANS - FLOOD CONT DAM	MK
	EXPENDITURES			TOTAL AMENDMENTS	TOTAL CHANGES			
2019 545-435-206	UNEMPLOYMENT INSUR	10/10/2018	190002	405,760.00	405.45	.31-	BALANCE COUNTY FUND TO STAT	SH
	EXPENDITURES			TOTAL AMENDMENTS	TOTAL CHANGES			
2019 546-587-103	SALARIES EMPLOYEES	10/10/2018	190001	167,027.00	172,824.00	5,797.00	LINE ITEM TRANSFER	SH
2019 546-587-107	SALARIES-EXTRA HEL	10/10/2018	190001	47,942.00	1,951.00	1,951.00	LINE ITEM TRANSFER	SH
2019 546-587-572	OFFICE EQUIPMENT	10/10/2018	190001	41,702.00	7,748.00-	7,748.00-	LINE ITEM TRANSFER	SH
	EXPENDITURES DETENTION LOCAL			TOTAL AMENDMENTS	TOTAL CHANGES			
2019 547-333-110	STATE AID - JUV GR	10/30/2018	190002	309,807.00-	315,599.00-	5,792.00-	BUDGET AMENDMENT #4	SH
	EXPENDITURES			TOTAL AMENDMENTS	TOTAL CHANGES			
2019 547-581-204	WORKERS COMPENSATI	10/09/2018	190002	904.64	638.33	266.31-	BALANCE COUNTY G/L TO STATE	SH
2019 547-581-204	WORKERS COMPENSATI	10/09/2018	190002	638.33	1,170.95	532.62	CORRECT COUNTY BUDGET TO ST	SH
	EXPENDITURES - TJCP PROBATION			TOTAL AMENDMENTS	TOTAL CHANGES			
2019 547-587-107	SALARIES - EXTRA H	10/30/2018	190002	27,299.00	33,091.00	5,792.00	BUDGET AMENDMENT #4	SH
2019 547-587-204	WORKERS COMPENSATI	10/09/2018	190002	2,345.71	2,075.04	266.67-	BALANCE COUNTY BUDGET TO ST	SH
	EXPENDITURES - TJCP RESIDENTIA			TOTAL AMENDMENTS	TOTAL CHANGES			
2019 549-585-206	UNEMPLOYMENT INSUR	10/09/2018	190002	231.02	230.02	1.00-	BALANCE COUNTY BUDGET TO ST	SH
2019 549-585-413	MH SCREENING	10/09/2018	190002	3,000.00	3,001.00	1.00	BALANCE COUNTY BUDGET TO ST	SH
	EXPENDITURES - CCP PROBATION			TOTAL AMENDMENTS	TOTAL CHANGES			
2019 558-435-204	WORKERS COMPENSATI	10/10/2018	190002	67.53	582.47	514.94	BALANCE COUNTY G/L TO STATE	SH
	EXPENDITURES - GRANT S			TOTAL AMENDMENTS	TOTAL CHANGES			
2019 565-435-481	SUBSCRIPTIONS/DUES	01/09/2019	190015	3,100.00	2,900.00	200.00-	LINE ITEM TRANSFER	MK
2019 565-435-495	MISC	01/09/2019	190015	2.00	200.00	200.00	LINE ITEM TRANSFER	MK
	EXPENDITURES - INDIGENT DEFENS			TOTAL AMENDMENTS	TOTAL CHANGES			
2019 808-390-010	TRANSFER FROM GENE	12/12/2018	190014	302,552.00-	237,552.00-	65,000.00	LINE TRANS - FLOOD CONT DAM	MK
	EXPENDITURES			TOTAL AMENDMENTS	TOTAL CHANGES			



P.O. Box 3188 • Longview, Texas 75606 • 903-237-5500

MEMBER FDIC

EQUAL HOUSING LENDER



Return Service Requested

Date 1/31/19  
PRIMARY ACCOUNT  
ENCLOSURES

Page 1  
1910512  
409



TXBT  
TREASURER OF VAN ZANDT COUNTY  
FINANCIAL CLEARING  
121 E DALLAS RM 101  
CANTON TX 75103-1496

C H E C K I N G   A C C O U N T

PUBLIC FUNDS CHECKING		NUMBER OF ENCLOSURES	409
ACCOUNT NUMBER	1910512	Statement Dates	1/01/19 thru 1/31/19
PREVIOUS BALANCE	1,877,749.92	DAYS IN STATEMENT PERIOD	31
20 DEPOSITS	4,775,704.47	AVERAGE LEDGER	2,629,068.25
425 CHECKS/DEBITS	4,601,894.84	AVERAGE COLLECTED	2,623,324.12
SERVICE CHARGE	.00		
INTEREST PAID	.00		
CURRENT BALANCE	2,051,559.55		

D E P O S I T S   A N D   O T H E R   C R E D I T S

Date	Description	Amount
1/04	DEPOSIT	4,711.28
1/08	PAY           VZ CO APPRAISAL	265,798.54
	PPD	
1/08	PAY           VZ CO APPRAISAL	1,616,400.65
	PPD	
1/11	INV-PAYMTS TX AGRICULTURE	1,839.52
	CTX	
1/11	DEPOSIT	108,010.95
1/14	INV-PAYMTS JUVENILE JUSTICE	43,764.00
	CTX	
1/15	DEPOSIT	14,200.30
1/15	DEPOSIT	50,943.72
1/16	INV-PAYMTS TX DPT CRIML JST	942.40
	CTX	
1/17	VAN ZANDT COUNTY #8497	231,500.00
	WIRE TRANSFER CREDIT	
	SOUTHSIDE BANK	
1/17	INV-PAYMTS TX DPT CRIML JST	661.40
	CTX	
1/17	INV-PAYMTS CPA STATE FISCAL	12,827.07
	CTX	
1/17	DEPOSIT	102,287.39
1/18	PAY           VZ CO APPRAISAL	264,247.40
	PPD	
1/18	PAY           VZ CO APPRAISAL	1,611,226.70
	PPD	

NOTICE: SEE REVERSE SIDE FOR IMPORTANT INFORMATION

012176

TXBT-023-0121111-001-022-190201 012176 X02  
75103149626



Date 1/31/19  
PRIMARY ACCOUNT  
ENCLOSURES

Page 2  
1910512  
409

TREASURER OF VAN ZANDT COUNTY  
FINANCIAL CLEARING  
121 E DALLAS RM 101  
CANTON TX 75103

PUBLIC FUNDS CHECKING

1910512 (Continued)

DEPOSITS AND OTHER CREDITS

Date	Description	Amount
1/24	Trsf from Payroll Clearing Payroll transfer correction Confirmation number 124190349	135.00
1/25	REF MOTOR GRADER PAYOFF WIRE TRANSFER CREDIT SOUTHSIDE BANK	221,809.98
1/25	DEPOSIT	22,838.03
1/25	DEPOSIT	201,233.60
1/31	INV-PAYMTS COMP JUDICIARY CTX	326.54

WITHDRAWALS AND OTHER DEBITS

Date	Description	Amount
1/02	Transf to Payroll Clearing Payroll 12/28/2018 Confirmation number 102190667	1,004.29-
1/03	USATAXPYMT IRS CCD 220940303650458	324.29-
1/07	Transf to Jury Clearing Jury checks Confirmation number 107190525	210.00-
1/08	INSURANCE AFLAC CCD 0XH48556322	7,347.09-
1/09	Transf to Payroll Clearing Payroll 1/11/2019 Confirmation number 109190330	252,445.00-
1/10	Transf to Debt services debt service transfer Confirmation number 110190063	107,724.41-
1/10	PAYMENT VISA \WEB	1,057.61-
1/10	PAYMENT BANKCARD \TEL	2,243.39-
1/11	PAYMENTS NATIONWIDE PPD	2,725.00-
1/11	USATAXPYMT IRS CCD 220941120708156	76,829.51-

TXBT-023-012111-001-022-190201 012176 X02

TREASURER OF VAN ZANDT COUNTY  
FINANCIAL CLEARING  
121 E DALLAS RM 101  
CANTON TX 75103

PUBLIC FUNDS CHECKING

1910512 (Continued)

WITHDRAWALS AND OTHER DEBITS		
Date	Description	Amount
1/14	INVESTMENT BFDS CCD 612134000190110	150.00-
1/14	CHILDSUPP Texas SDU CCD 190110000961883	645.54-
1/15	RECEIVABLE TEXAS COUNTY DRS CCD 0333	86,337.54-
1/22	RE LOCATION #78331 ACCOUNT #2340100001 PIN #113282 WIRE TRANSFER DEBIT TEX POOL	2,000,000.00-
1/22	Transf to Debt Services debt service transfer Confirmation number 122190741	107,214.76-
1/23	Transf to Payroll clearing Payroll 1/25/2019 Confirmation number 123190388	215,761.19-
1/25	REF: VAN ZANDT COUNTY CSCD 023 WIRE TRANSFER DEBIT TDCJ	3,590.47-
1/25	PAYMENTS NATIONWIDE PPD	2,725.00-
1/25	USATAXPYMT IRS CCD 220942581086090	61,614.84-
1/28	INVESTMENT BFDS CCD 612134000190125	150.00-
1/28	CHILDSUPP Texas SDU CCD 190250000978176	645.54-
1/28	FLEET DEBIT WEX INC CCD 9100000739575	9,199.71-
1/30	REF: VAN ZANDT COUNTY PAY OFF ACCT# 001-0922173-000 WIRE TRANSFER DEBIT CATERPILLAR FINANCIAL SERVICES	221,809.98-

---



Date 1/31/19  
 PRIMARY ACCOUNT  
 ENCLOSURES

Page 4  
 1910512  
 409

TREASURER OF VAN ZANDT COUNTY  
 FINANCIAL CLEARING  
 121 E DALLAS RM 101  
 CANTON TX 75103

PUBLIC FUNDS CHECKING

1910512 (continued)

CHECKS IN NUMERICAL ORDER					
Date	Check No	Amount	Date	Check No	Amount
1/16	1192	638.48	1/03	64689	298.00
1/18	63503*	14.12	1/02	64691*	119.18
1/09	63665*	1,206.06	1/02	64693*	61.64
1/02	64186*	147.53	1/02	64694	117.97
1/07	64210*	70.00	1/03	64696*	900.00
1/14	64251*	600.53	1/03	64699*	175.00
1/08	64285*	220.00	1/02	64700	581.44
1/04	64310*	490.00	1/03	64701	38.58
1/03	64350*	90,765.60	1/03	64702	215.99
1/09	64470*	1,267.20	1/07	64703	188.50
1/03	64480*	99.90	1/11	64704	1,825.00
1/11	64521*	3,450.00	1/11	64705	92.00
1/02	64523*	600.53	1/07	64707*	750.00
1/02	64548*	150.00	1/04	64708	204.98
1/02	64551*	480.00	1/02	64709	90.00
1/02	64555*	600.53	1/02	64710	58.34
1/09	64556	1,206.06	1/07	64711	37.73
1/15	64561*	394.92	1/07	64712	156.75
1/10	64566*	1,316.83	1/08	64713	163.53
1/07	64567	600.53	1/02	64714	40,744.37
1/02	64576*	1,000.00	1/03	64715	90.00
1/14	64603*	600.53	1/08	64716	268.75
1/08	64622*	2,928.00	1/02	64717	430.00
1/07	64631*	90.00	1/08	64718	660.47
1/04	64655*	112,989.11	1/08	64720*	492.84
1/03	64672*	261.41	1/02	64721	613.80
1/02	64673	5,930.70	1/08	64722	350.00
1/02	64674	43.65	1/02	64723	181.00
1/02	64675	70.00	1/04	64724	5,618.49
1/10	64677*	36.44	1/03	64725	7,197.00
1/03	64678	58.50	1/07	64726	105.00
1/02	64679	3,000.00	1/17	64727	52.25
1/07	64680	450.00	1/02	64728	350.00
1/02	64681	915.85	1/03	64729	500.00
1/04	64682	937.29	1/04	64730	196.87
1/03	64684*	88.50	1/07	64731	779.36
1/04	64686*	39.93	1/02	64732	70.05
1/03	64687	492.00	1/07	64733	100,000.00
1/07	64688	3,156.25	1/03	64734	461.66

\* Indicates break in check number sequence

TXBT-023-012111-001-022-190201 0121176 X02

TREASURER OF VAN ZANDT COUNTY  
 FINANCIAL CLEARING  
 121 E DALLAS RM 101  
 CANTON TX 75103

PUBLIC FUNDS CHECKING

1910512 (Continued)

CHECKS IN NUMERICAL ORDER					
Date	Check No	Amount	Date	Check No	Amount
1/02	64735	72.00	1/07	64784	850.00
1/07	64736	2,707.15	1/07	64786*	75.00
1/03	64737	148.26	1/03	64787	121.00
1/07	64739*	35.00	1/03	64788	109.88
1/08	64740	43.00	1/03	64789	350.00
1/02	64742*	900.00	1/03	64790	562.88
1/03	64743	2,050.00	1/08	64791	42.00
1/07	64744	34.65	1/02	64794*	873.77
1/04	64745	432.06	1/16	64795	1,900.00
1/04	64747*	833.22	1/03	64796	2,124.13
1/03	64748	1,144.00	1/14	64797	192.67
1/08	64749	702.00	1/02	64798	1,860.00
1/08	64750	3,712.96	1/03	64799	355.19
1/02	64752*	904.19	1/08	64800	120.00
1/02	64754*	18.50	1/03	64802*	189.69
1/03	64755	120.00	1/03	64803	127.50
1/02	64756	388.27	1/15	64804	420.30
1/14	64757	70.00	1/14	64806*	54.00
1/02	64758	37,606.25	1/14	64807	849.72
1/09	64760*	35.00	1/16	64808	1,957.55
1/03	64761	328.87	1/22	64809	133.03
1/07	64762	298.36	1/24	64810	4,359.26
1/03	64763	143.21	1/09	64811	152.82
1/09	64764	66.99	1/09	64812	120,225.52
1/17	64766*	129.00	1/08	64813	3,461.86
1/08	64767	146.94	1/15	64814	144.87
1/02	64769*	4,475.80	1/15	64815	49.95
1/04	64771*	7,610.00	1/23	64816	91.00
1/03	64772	5,781.57	1/24	64817	39.92
1/02	64773	750.00	1/23	64818	116.98
1/14	64774	2,750.00	1/15	64819	2,455.00
1/07	64776*	500.00	1/15	64820	1,149.00
1/31	64777	543.38	1/15	64821	75.25
1/03	64778	1,423.73	1/23	64822	1,108.46
1/02	64779	1,250.00	1/15	64823	134.00
1/25	64780	60.00	1/15	64824	1,700.00
1/02	64781	21,323.16	1/14	64826*	115.00
1/07	64782	50.00	1/22	64827	400.00
1/02	64783	40.00	1/15	64828	1,231.78

\* Indicates break in check number sequence



Date 1/31/19  
 PRIMARY ACCOUNT  
 ENCLOSURES

Page 6  
 1910512  
 409

TREASURER OF VAN ZANDT COUNTY  
 FINANCIAL CLEARING  
 121 E DALLAS RM 101  
 CANTON TX 75103

PUBLIC FUNDS CHECKING

1910512 (Continued)

CHECKS IN NUMERICAL ORDER					
Date	Check No	Amount	Date	Check No	Amount
1/14	64829	119.38	1/16	64870	522.27
1/17	64830	2,587.50	1/24	64871	38.95
1/15	64831	270.63	1/16	64872	149.00
1/22	64832	51.20	1/17	64873	624.00
1/14	64833	240.25	1/15	64874	793.66
1/17	64834	17.30	1/25	64875	35.00
1/17	64835	188.34	1/16	64876	31.62
1/16	64836	707.54	1/18	64877	244.10
1/15	64837	265.00	1/16	64878	118.95
1/15	64838	83.78	1/15	64879	2,354.93
1/18	64839	343.69	1/15	64880	7,818.00
1/15	64840	1,055.04	1/16	64881	90.00
1/15	64841	71.62	1/15	64882	219.00
1/18	64842	468.75	1/16	64883	3,586.85
1/15	64843	4,632.75	1/22	64884	60.00
1/15	64844	100.73	1/24	64885	600.53
1/15	64845	60.64	1/16	64887*	570.00
1/17	64846	105.88	1/16	64889*	4,506.60
1/15	64847	1,840.00	1/17	64891*	316.75
1/14	64848	35,582.30	1/14	64892	70.00
1/17	64849	90.00	1/14	64893	7.00
1/17	64850	64.36	1/18	64894	1,494.06
1/16	64851	599.33	1/09	64895	270.00
1/18	64852	2,086.05	1/16	64896	422.88
1/18	64853	275.14	1/15	64897	99.99
1/16	64854	767.56	1/16	64898	3,015.66
1/23	64856*	74.90	1/11	64899	131.95
1/15	64857	245.96	1/15	64900	898.43
1/18	64858	8.07	1/10	64901	37.69
1/17	64859	1,962.00	1/14	64902	501.00
1/15	64860	722.66	1/22	64903	308.48
1/15	64861	280.00	1/17	64904	1,100.00
1/16	64862	7,381.48	1/15	64905	1,045.00
1/15	64863	3,315.53	1/14	64906	5.29
1/18	64864	198.07	1/14	64907	379.11
1/17	64865	146.77	1/15	64908	808.95
1/16	64866	206.70	1/15	64909	4,205.40
1/16	64868*	226.99	1/23	64910	67.00
1/11	64869	4,130.40	1/15	64911	1,253.88

\* Indicates break in check number sequence

TXBT-023-012111-001-022-190201 012176 X02

Date 1/31/19  
PRIMARY ACCOUNT  
ENCLOSURES

Page 7  
1910512  
409

TREASURER OF VAN ZANDT COUNTY  
FINANCIAL CLEARING  
121 E DALLAS RM 101  
CANTON TX 75103

PUBLIC FUNDS CHECKING

1910512 (Continued)

CHECKS IN NUMERICAL ORDER					
Date	Check No	Amount	Date	Check No	Amount
1/18	64912	332.67	1/14	64953	134.84
1/22	64913	141.05	1/15	64954	600.53
1/22	64914	65.16	1/11	64955	2,932.35
1/30	64915	3,475.25	1/15	64956	18,547.20
1/31	64916	600.53	1/15	64958*	23,873.00
1/16	64917	475.00	1/15	64959	13,466.78
1/14	64918	527.20	1/16	64960	420.30
1/17	64920*	6,900.00	1/11	64961	62,083.67
1/23	64921	1,015.54	1/29	64964*	309.45
1/15	64922	1,476.82	1/29	64965	2,307.00
1/14	64923	1,854.40	1/30	64967*	9.66
1/11	64924	750.83	1/30	64968	6,396.79
1/09	64925	197.50	1/28	64969	43.19
1/16	64926	998.60	1/28	64971*	3,385.34
1/18	64927	474.11	1/31	64972	54.41
1/11	64928	520.83	1/30	64973	219.17
1/28	64929	600.53	1/28	64975*	12.02
1/16	64930	1,121.44	1/29	64977*	9,191.68
1/15	64931	5,670.00	1/28	64979*	1,025.08
1/15	64932	5,847.44	1/31	64981*	792.00
1/14	64933	504.49	1/28	64982	14.00
1/18	64934	2,304.95	1/30	64983	646.55
1/15	64935	231.80	1/29	64984	915.78
1/17	64936	97.62	1/30	64985	111.17
1/17	64937	90.00	1/28	64986	226.00
1/17	64938	110.85	1/30	64987	142.20
1/14	64940*	3,259.86	1/25	64988	12,975.99
1/15	64941	159.00	1/30	64989	342.66
1/15	64942	22,727.54	1/30	64990	460.91
1/16	64943	35.00	1/30	64991	396.01
1/15	64944	26.99	1/30	64994*	270.61
1/14	64945	324.20	1/30	64995	805.93
1/22	64946	950.00	1/28	64996	1,186.74
1/18	64947	42.18	1/28	64998*	3,550.00
1/14	64948	3,672.00	1/29	64999	22.00
1/22	64949	281.65	1/30	65000	2,992.69
1/15	64950	792.53	1/30	65001	13,329.53
1/17	64951	1,293.94	1/31	65004*	252.60
1/17	64952	43.91	1/30	65006*	2,245.00

\* Indicates break in check number sequence

TREASURER OF VAN ZANDT COUNTY  
 FINANCIAL CLEARING  
 121 E DALLAS RM 101  
 CANTON TX 75103

PUBLIC FUNDS CHECKING

1910512 (continued)

CHECKS IN NUMERICAL ORDER					
Date	check No	Amount	Date	check No	Amount
1/30	65007	530.00	1/31	65055	585.21
1/29	65008	1,857.50	1/30	65056	631.96
1/28	65009	456.00	1/30	65057	1,133.00
1/30	65011*	277.46	1/29	65058	300.00
1/31	65012	844.40	1/30	65059	1,593.17
1/29	65013	75.00	1/29	65060	1,250.00
1/30	65014	31,375.37	1/30	65061	213.30
1/29	65015	359.22	1/30	65062	21.00
1/28	65016	204.74	1/29	65064*	7,407.20
1/25	65017	708.78	1/29	65065	260.00
1/25	65018	231,500.00	1/29	65066	12,057.94
1/30	65019	199.99	1/30	65069*	31.90
1/28	65022*	243.51	1/30	65070	132.00
1/25	65023	355.00	1/29	65071	320.92
1/31	65024	225.06	1/29	65073*	3,085.40
1/28	65025	2,018.05	1/30	65074	585.44
1/29	65026	6,000.00	1/28	65075	1,420.46
1/29	65027	238.80	1/31	65077*	1,140.00
1/29	65028	500.00	1/30	65078	873.79
1/29	65029	353.05	1/28	65079	1,459.45
1/31	65030	98.06	1/30	65080	2,124.13
1/25	65031	14,034.68	1/29	65081	71.47
1/29	65032	23.00	1/30	65082	122.63
1/31	65034*	33.97	1/25	65083	408.00
1/28	65035	19.20	1/29	65085*	189.69
1/30	65036	55.99	1/30	65086	138.49
1/29	65038*	230.49	1/30	65087	63.14
1/29	65039	379.50	1/30	65088	147.19
1/29	65040	44.11	1/29	65089	5,535.32
1/29	65041	221.11	1/30	65090	86.97
1/29	65042	726.00	1/30	65091	70.00
1/29	65043	2,680.00	1/28	65092	24.24
1/30	65044	23.69	1/30	65093	187.70
1/28	65047*	5,846.71	1/30	65095*	49.60
1/30	65048	92.49	1/29	65096	6,990.00
1/28	65051*	564.53	1/29	65097	952.39
1/29	65052	553.87	1/28	65098	50.00
1/31	65053	225.00	1/29	65099	909.79
1/28	65054	1,296.91	1/28	65100	43.42

\* Indicates break in check number sequence

Date 1/31/19  
 PRIMARY ACCOUNT  
 ENCLOSURES

Page 9  
 1910512  
 409

TREASURER OF VAN ZANDT COUNTY  
 FINANCIAL CLEARING  
 121 E DALLAS RM 101  
 CANTON TX 75103

PUBLIC FUNDS CHECKING

1910512 (Continued)

CHECKS IN NUMERICAL ORDER					
Date	Check No	Amount	Date	Check No	Amount
1/30	65101	42.00	1/29	65110*	955.04
1/29	65102	741.00	1/29	65111	49.20
1/29	65104*	200.00	1/31	65112	127.50
1/30	65105	80.00	1/31	65113	152.82
1/31	65106	225.60	1/31	65114	420.30
1/31	65107	492.00	1/25	65115	58,906.14

\* Indicates break in check number sequence

DAILY BALANCE INFORMATION					
Date	Balance	Date	Balance	Date	Balance
1/01	1,877,749.92	1/11	2,723,525.98	1/24	2,395,562.94
1/02	1,749,927.11	1/14	2,714,080.67	1/25	2,454,530.65
1/03	1,632,880.77	1/15	2,559,270.87	1/28	2,420,845.28
1/04	1,508,240.10	1/16	2,529,763.47	1/29	2,352,582.36
1/07	1,397,095.82	1/17	2,861,118.86	1/30	2,058,045.85
1/08	3,258,635.57	1/18	4,728,307.00	1/31	2,051,559.55
1/09	2,881,563.42	1/22	2,618,701.67		
1/10	2,769,147.05	1/23	2,400,466.60		

END OF STATEMENT



TexPool Participant Services  
 C/O Federated Investors Inc.  
 1001 Texas Avenue, Suite 1400  
 Houston, TX 77002



# Participant Statement

VAN ZANDT COUNTY  
 FINANCIAL CLEARING FUND  
 ATTN KENNY EDWARDS  
 121 E DALLAS ST STE 101  
 CANTON TX 75103-1496

Statement Period 01/01/2019 - 01/31/2019

Page 1 of 2

Customer Service 1-866-TEX-POOL  
 Location ID 000078331  
 Investor ID 000009623

## TexPool Update

Do you need to make direct payments to your Vendors? Use the Vendor Payment Instructions Form to update instructions for your account. Simplify your payment process today! Contact TexPool Participant Services to learn more.

## TexPool Summary

Pool Name	Beginning Balance	Total Deposits	Total Withdrawals	Total Interest	Current Balance	Average Balance
Texas Local Government Investment Pool	\$6,626,610.12	\$2,000,000.00	\$0.00	\$14,755.13	\$8,641,365.25	\$7,272,247.38
<b>Total Dollar Value</b>	<b>\$6,626,610.12</b>	<b>\$2,000,000.00</b>	<b>\$0.00</b>	<b>\$14,755.13</b>	<b>\$8,641,365.25</b>	

## Portfolio Value

Pool Name	Pool/Account	Market Value (01/01/2019)	Share Price (01/31/2019)	Shares Owned (01/31/2019)	Market Value (01/31/2019)
Texas Local Government Investment Pool	449/2340100001	\$6,626,610.12	\$1.00	8,641,365.250	\$8,641,365.25
<b>Total Dollar Value</b>		<b>\$6,626,610.12</b>			<b>\$8,641,365.25</b>

## Interest Summary

Pool Name	Pool/Account	Month-to-Date Interest	Year-to-Date Interest
Texas Local Government Investment Pool	449/2340100001	\$14,755.13	\$14,755.13
<b>Total</b>		<b>\$14,755.13</b>	<b>\$14,755.13</b>



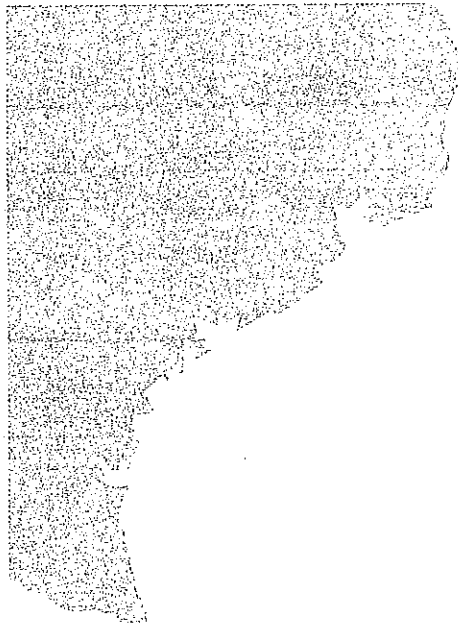
## Transaction Detail


**Texas Local Government Investment Pool**

**Participant: VAN ZANDT COUNTY**

**Pool/Account: 449/2340100001**

Transaction Date	Settlement Date	Transaction Description	Transaction Dollar Amount	Share Price	Shares This Transaction	Shares Owned
01/01/2019	01/01/2019	BEGINNING BALANCE	\$6,626,610.12	\$1.00		6,626,610.120
01/22/2019	01/22/2019	TRANSFER DEPOSIT	\$2,000,000.00	\$1.00	2,000,000.000	8,626,610.120
01/31/2019	01/31/2019	MONTHLY POSTING	\$14,755.13	\$1.00	14,755.130	8,641,365.250
<b>Account Value as of 01/31/2019</b>			<b>\$8,641,365.25</b>	<b>\$1.00</b>		<b>8,641,365.250</b>





Summary Statement

January 2019

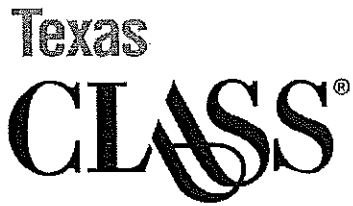
Van Zandt County

121 East Dallas Street, Room 101  
Canton, TX 75103

**TXCLASS**

Average Monthly Yield: 2.62%

	Beginning Balance	Contributions	Withdrawals	Income Earned	Income Earned YTD	Average Daily Balance	Month End Balance
TX-01-0250-0001 FINANCIAL CLEARING	770,537.95	0.00	0.00	1,719.00	1,719.00	771,447.77	772,256.95
<b>Total</b>	<b>770,537.95</b>	<b>0.00</b>	<b>0.00</b>	<b>1,719.00</b>	<b>1,719.00</b>	<b>771,447.77</b>	<b>772,256.95</b>



Account Statement

January 2019

**Van Zandt County**

121 East Dallas Street, Room 101  
Canton, TX 75103

**TXCLASS**

**TX-01-0250-0001**

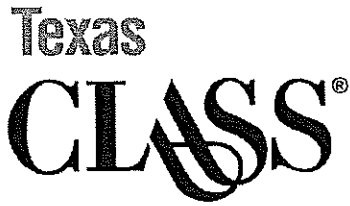
**Summary**

Average Monthly Yield: 2.62%

		Beginning Balance	Contributions	Withdrawals	Income Earned	Average Daily Balance	Month End Balance
TX-01-0250-0001	FINANCIAL CLEARING	770,537.95	0.00	0.00	1,719.00	771,447.77	772,256.95

**Transactions**

Transaction Date	Transaction Description	Contributions & Income Earned	Withdrawals	Balance	Transaction Number
01/01/2019	Beginning Balance			770,537.95	
01/31/2019	Income Earned For The Period	1,719.00			
01/31/2019	Ending Balance			772,256.95	



Daily Rates

January 2019

**TXCLASS**

Date	Dividend Rate	Daily Yield
01-Jan-19	0.000070003	2.56%
02-Jan-19	0.000070825	2.59%
03-Jan-19	0.000070825	2.59%
04-Jan-19	0.000070880	2.59%
05-Jan-19	0.000070880	2.59%
06-Jan-19	0.000070880	2.59%
07-Jan-19	0.000071373	2.61%
08-Jan-19	0.000071454	2.61%
09-Jan-19	0.000071668	2.62%
10-Jan-19	0.000071921	2.63%
11-Jan-19	0.000071921	2.63%
12-Jan-19	0.000071921	2.63%
13-Jan-19	0.000071921	2.63%
14-Jan-19	0.000071951	2.63%
15-Jan-19	0.000072195	2.64%
16-Jan-19	0.000072195	2.64%
17-Jan-19	0.000072342	2.64%
18-Jan-19	0.000072314	2.64%
19-Jan-19	0.000072314	2.64%
20-Jan-19	0.000072314	2.64%
21-Jan-19	0.000072314	2.64%
22-Jan-19	0.000072468	2.65%
23-Jan-19	0.000072468	2.65%
24-Jan-19	0.000072468	2.65%
25-Jan-19	0.000072469	2.65%
26-Jan-19	0.000072469	2.65%
27-Jan-19	0.000072469	2.65%
28-Jan-19	0.000072468	2.65%
29-Jan-19	0.000072468	2.65%
30-Jan-19	0.000072241	2.64%
31-Jan-19	0.000072195	2.64%